

can-am®

OFF-ROAD



**Outlander 500/700 and
Outlander PRO Product Spec Book**

2023

Vehicle Specifications, Accessories and Parts

TABLE OF CONTENTS

CAN-AM ATVs

CAN-AM ATV BUNDLES	7
FEATURED PACKAGES	8
2023 Outlander DPS 700	8
2023 Outlander MAX XT 700	10
2023 Outlander X _{mr} 700	12
2023 Outlander PRO HD5	14
2023 Outlander PRO HD5 T	16
2023 Outlander PRO XU HD5/HD7	18
2023 Outlander PRO XU HD5 T/HD7 T	20
2023 Outlander MAX PRO XU HD7 T	22
2023 Outlander MAX DPS 500/700	24

ATV ACCESSORIES

ATV ACCESSORY COMPATIBILITY GUIDE	27
LinQ Accessories: Easy On, Easy Off Cargo	28
Cargo & Storage	33
Can-Am Windshields	34
Handlebars & Mirrors	35
Skid Plates	35
Bumpers & Guards	36
Electrical & Lights	37
Winches	40
Hitches	41
Performance	41
Covers & Add-Ons	42
Apache Track Systems	45
ProMount Plows	49
Tyres	49

PARTS

KEEP AN EYE ON THESE PARTS	52
----------------------------	----

CAN-AMOFFROAD.COM

©2023 Bombardier Recreational Products Inc. (BRP). All rights reserved. ®, TM and the BRP logo are trademarks of BRP or its affiliates. All other trademarks are the property of their respective owners. BRP reserves the right to discontinue or change specifications, prices, designs, features, models or equipment without incurring obligation. Some models depicted may include optional equipment. Products performance may vary depending on weather, temperature, altitude, driving ability and driver/passenger weight. BRP recommends that all ATV-SSV drivers take a training course. ATV and SSV can be hazardous to operate. Never exceed the ATV-SSV's passenger capacity. All adult model ATV are meant to be used by drivers of age 16 and older. Carefully read the vehicle's operator's guide. Follow all instructional and safety material and observe applicable laws and regulations. ATV and SSV are for off-road use only; never ride on paved surfaces or public roads. For your safety, the operator and passenger(s) must wear a helmet, eye protection and applicable protective clothing. Always remember that riding and alcohol/drugs don't mix. Never engage in stunt driving. Avoid excessive speed and be particularly careful on difficult terrain. Always ride responsibly and safely. See your authorized BRP dealer for details and visit <https://can-am.brp.com/>

BRP 2-YEAR LIMITED WARRANTY*

For new Can-Am accessories, genuine parts, and co-branded products sold through BRP's authorized dealers. Includes items installed by you or an authorized BRP dealer.

The limited warranty is subject to the exclusions, limitations of liabilities and all other terms and conditions of BRP's standard limited warranty. See the complete limited warranty applicable to your product, or contact your authorized Can-Am Off-Road dealer. Applicable only to BRP products purchased at authorized BRP dealers or distributors. This limited warranty may not apply to factory-installed parts and accessories. Always refer to the product-specific limited warranty. Some states and provinces do not allow for some disclaimers, limitations and exclusions and, as a result, you have other specific rights.

CUSTOMIZING MADE EASY



1

Select the model.

2

Select the package.

3

Customize color, engine, and accessories (or accessory bundles) for your vehicle.

4

Click “Save” or “Send to dealer”.



If you can dream it, you can build it. And ride it. Creating a Can-Am vehicle tailor-made for our riders' needs has never been easier. Scan the QR code and follow the step-by-step above.

**BUILD
YOURS NOW**

CAN-AM ATVs





BUNDLE UP TO NEVER COMPROMISE. YOUR ATV BUNDLES.

STEP 1: CHOOSE YOUR ESSENTIAL BUNDLE

		G3L	G3L MAX
STARTER	Console Extension	715005368	715005368
	Console Extension USB Power Outlet	715008750	715008750
	LinQ Cargo Box (53L)	715006997	715006997
	LinQ Tool Kit	715006829	715006829
ADVANCED	Fender Flares	715005349	715005349
	Driver Full Wrap Handguards	715005361	715005361
	LinQ Modular Box (10L)	715005494	715005494
PEAK	Bluetooth Handlebar Soundbar by MTX	219400840	219400840
	Adventure High Windshield	715005377	715005377
	Mud & Dust Wash	9779340	9779340
	Multi-Surface Glass Cleaner	9779331	9779331
	Black Plastic & Rubber Restorer	9779335	9779335

STEP 2: PICK YOUR ADD-ON BUNDLE

		G3L	G3L MAX
ADVENTURE	LinQ Stackable Fuel Caddy - 4 Gallons	860202246	860202246
	XT Rear Bumper	715004953	715004953
	XT Front Bumper	715004952	715004952
HUNT	3.5" (9 cm) LED Driving Lights (2 x 14 W)	715003666	715003666
	LinQ Gun Case	715004968	715004968
	XU Front Bumper	715006614	715006614
	LinQ Gear Grips	715005340	715005340
WORK	LinQ Chainsaw Holder	715004975	715004975
	LinQ Rack Extension	715004954	715004954
	LinQ Tool Holder	715007358	715007358
WINTER	Integrated Heated Grips & Thumb Throttle Combo	715005072	715005072
	Adventure Side Wind Deflectors	715005862	715005862
	Heated Passenger Grips & Visor Outlet	N/A	715005358
	Trailer Cover	715005074	715005075

2023 OUTLANDER DPS 700



Legion Red

PACKAGE HIGHLIGHTS

- Tri-Mode Dynamic Power Steering (DPS)
- Work / Standard / Sport modes
- Visco-Lok¹ QE auto-locking front differential
- Full Skidplate

ENGINE	700
Type	50 hp / 41 lb-ft, Rotax [®] ACE (Advanced Combustion Efficiency) 650 cc, single cylinder, liquid cooled
Fuel Delivery System	Intelligent Throttle Control (ITC [™]) with Electronic Fuel Injection (EFI)
Transmission	pDrive primary CVT L/H/N/R/P
Drive Train	Selectable 2WD / 4WD with Visco-Lok ¹ QE auto-locking front differential
Driving Assistance	Work / Standard / Sport modes
Power Steering	Tri-Mode Dynamic Power Steering (DPS)
Speed Limit	Up to 60 km/h

SUSPENSIONS	
Front Suspension	Double A-arm 9.75 in. (24.8 cm) travel
Front Shocks	Twin tube
Rear Suspension	Double A-arm 10.25 in. (26 cm) travel
Rear Shocks	Twin tube

TIRES & WHEELS	
Front & Rear Tires	25 x 8/10 x 12 in. (63.5 x 20.3 / 25.4 x 30.5 cm)
Wheels	12 in. (30.5 cm) cast-aluminum

BRAKES	
Front	Dual 214 mm disc brakes with hydraulic twin-piston calipers
Rear	Single 214 mm disc brake with hydraulic twin-piston caliper

DIMENSIONS & CAPACITIES	
Estimated Dry Weight*	750 lb (340.2 kg)
L x W x H	86.7 x 47.6 x 48 in. (220.2 x 120.9 x 122 cm)
Wheelbase	53 in. (134.5 cm)
Ground Clearance	12 in. (30.5 cm)
Seat Height	38 in. (96.7 cm)
Rack Capacity	Front: 120 lb (54.4 kg) / Rear: 240 lb (109 kg)
Storage Capacity	9 gal (34 L)
Towing Capacity	1,830 lb (830 kg)
Fuel Capacity	5.1 gal (19.5 L)

FEATURES	
Gauge	4.5 in. digital display
Instrumentation	N/A
Ignition	RF Digitally Encoded Security System (D.E.S.S. [™])
Lighting	LED headlights
Winch	N/A
Seat	Standard
Handlebar	Standard
Protection	Full skid plate

WARRANTY	
Factory Warranty	2-year BRP limited warranty



Feature highlights



Differential That Makes a Difference

The Can-Am Outlander DPS 700 has a Visco-Lok¹ QE (Quick Engagement) auto-locking front differential that delivers grip for days. The advantage of this feature is that engaging the front differential is quicker: with no rev or speed limiter, optimal wheel traction follows you on every ride.



Durable, Strong & Reliable

The full skid plate on the Can-Am Outlander DPS 700 protects the underbelly of your ride as you chase the thrills. Smoothen the roughest types of terrain and glide over the biggest obstacles.



Lending a Hand for Steering

The Can-Am Outlander DPS 700 comes with high torque Dynamic Power Steering (DPS). The technology counteracts unstable or difficult steering caused by external forces like strong crosswinds or uneven roads. With DPS, you get proper steering assistance from the steering gear to never veer off path.

2023 OUTLANDER MAX XT 700



Platinum Satin

PACKAGE HIGHLIGHTS

- Tri-Mode Dynamic Power Steering (DPS)
- Work / Standard / Sport modes
- Visco-Lok[®] QE auto-locking front differential
- 26 in. XPS Trail Force with 14 in. aluminum wheels
- 3,500 lb (1,588 kg) winch
- Front and Rear Bumpers, Full Skidplate
- Premium Glovebox with cellphone holder and USB charger

ENGINE	700
Type	50 hp / 41 lb-ft, Rotax [®] ACE (Advanced Combustion Efficiency) 650 cc, single cylinder, liquid cooled
Fuel Delivery System	Intelligent Throttle Control (ITC™) with Electronic Fuel Injection (EFI)
Transmission	pDrive primary CVT L/H/N/R/P
Drive Train	Selectable 2WD / 4WD with Visco-Lok [®] QE auto-locking front differential
Driving Assistance	Work / Standard / Sport modes
Power Steering	Tri-Mode Dynamic Power Steering (DPS)
Speed Limit	Up to 60 km/h

SUSPENSIONS	
Front Suspension	Double A-arm 9.75 in. (24.8 cm) travel
Front Shocks	Twin tube
Rear Suspension	Double A-arm 10.25 in. (26 cm) travel
Rear Shocks	Twin tube

TIRES & WHEELS	
Front & Rear Tires	XPS Trail Force 26 x 8/10 x 14 in. (66 x 20.3 / 25.4 x 35.6 cm)
Wheels	14 in. (35.6 cm) aluminum

BRAKES	
Front	Dual 214 mm disc brakes with hydraulic twin-piston calipers
Rear	Single 214 mm disc brake with hydraulic twin-piston caliper

DIMENSIONS & CAPACITIES	
Estimated Dry Weight*	893 lb (405.1 kg)
L x W x H	94.2 x 47.6 x 48 in. (239.2 x 120.9 x 122 cm)
Wheelbase	60.4 in. (153.5 cm)
Ground Clearance	12.5 in. (31.8 cm)
Seat Height	38.6 in. (98 cm)
Rack Capacity	Front: 120 lb (54.4 kg) / Rear: 240 lb (109 kg)
Storage Capacity	9 gal (34 L)
Towing Capacity	1,830 lb (830 kg)
Fuel Capacity	5.1 gal (19.5 L)

FEATURES	
Gauge	4.5 in. digital display
Instrumentation	USB phone charger
Ignition	RF Digitally Encoded Security System (D.E.S.S.™)
Lighting	LED headlights
Winch	3,500 lb (1,588 kg) winch
Seat	Standard
Handlebar	Standard
Protection	Front and rear bumpers, full skid plate

WARRANTY	
Factory Warranty	2-year BRP limited warranty



Feature highlights



Differential That Makes a Difference

The Can-Am Outlander MAX XT 700 has a Visco-Lok[®] QE (Quick Engagement) auto-locking front differential that delivers grip for days. The advantage of this feature is that engaging the front differential is quicker: with no rev or speed limiter, optimal wheel traction follows you on every ride.



Rugged XPS Tyres and Steel Wheels

The Can-Am Outlander MAX XT 700 sits on 26 in. (66 cm) XPS Trail Force tyres with 14 in. (35.6 cm) aluminum wheels built to perform in any condition. Because the weather shouldn't get in the way of a ride. It should encourage one.



Versatility in a Pinch

With a Can-Am Heavy-Duty 3,500 lb (1,588 kg) winch on, your ATV is full of versatility. Engage it with the flick of a switch to get the most difficult tasks done and keep things rolling on your Can-Am Outlander MAX XT 700. Whether you need to clear the way, rescue a friend or pull out of a tough spot, this winch helps you make it happen: it's effective for vehicle recovery, hunting trips, clearing brush, and at the job site.



Protection Where It Counts

This model is equipped with a full skid plate as well as front and rear bumpers. Think of these as your Can-Am Outlander MAX XT 700's protective armor: no matter the terrain, this ATV is protected from the worst of it.



Fits Just Like a Glovebox

The Can-Am Outlander MAX XT 700 is equipped with a weather-resistant Premium Glovebox with cellphone holder and USB charger. Rigid and durable, this feature protects your wallet, keys, or whatever else you need from the wild elements. Plus, the magnet on the holder keeps your smartphone in place as it charges up.



Lending a Hand for Steering

The Can-Am Outlander MAX XT 700 comes with high torque Dynamic Power Steering (DPS). The technology counteracts unstable or difficult steering caused by external forces like strong crosswinds or uneven roads. With DPS, you get proper steering assistance from the steering gear to never veer off path.

2023 OUTLANDER X mr 700



Legion Red

ENGINE	700
Type	50 hp / 41 lb-ft, Rotax® ACE (Advanced Combustion Efficiency) 650 cc, single cylinder, liquid cooled with strategically positioned engine air intake
Fuel Delivery System	Intelligent Throttle Control (ITC™) with Electronic Fuel Injection (EFI)
Transmission	pDrive primary CVT with strategically positioned air intake and exhaust Extra low L/H/N/R/P
Drive Train	Selectable 2WD / 4WD / Lock 4WD with Visco-4Lok® front differential
Driving Assistance	Work / Standard / Sport modes
Power Steering	Tri-Mode Dynamic Power Steering (DPS)
Speed Limit	Up to 60 km/h

SUSPENSIONS	
Front Suspension	Double A-arm 9 in. (22.9 cm) travel
Front Shocks	Twin tube
Rear Suspension	Double A-arm 9.75 in. (24.8 cm) travel
Rear Shocks	Twin tube

TIRES & WHEELS	
Front & Rear Tires	XPS Swamp King 28 x 8/10 x 14 in. (71.1 x 20.3 / 25.4 x 35.6 cm)
Wheels	14 in. (35.6 cm) aluminum

BRAKES	
Front	Dual 214 mm disc brakes with hydraulic twin-piston calipers
Rear	Single 214 mm disc brake with hydraulic twin-piston caliper

PACKAGE HIGHLIGHTS

- Snorkeled CVT intake and exhaust
- Relocated radiator
- Tri-Mode Dynamic Power Steering (DPS)
- Work / Standard / Sport modes
- Visco-4Lok® front differential
- 28 in. XPS Swamp King tires with 14 in. aluminum wheels
- Front Bumper, Full Skidplate, X mr footpegs
- Premium Glovebox with cellphone holder and USB charger

DIMENSIONS & CAPACITIES	
Estimated Dry Weight*	876 lb (397.3 kg)
L x W x H	89.9 x 48.8 x 48.2 in. (228.4 x 123.9 x 122.5 cm)
Wheelbase	53 in. (134.5 cm)
Ground Clearance	13 in. (33 cm)
Seat Height	38.6 in. (98 cm)
Rack Capacity	Front: 120 lb (54.4 kg) / Rear: 240 lb (109 kg)
Storage Capacity	9 gal (34 L)
Towing Capacity	1,830 lb (830 kg)
Fuel Capacity	5.1 gal (19.5 L)

FEATURES	
Gauge	4.5 in. digital display
Instrumentation	USB phone charger
Ignition	RF Digitally Encoded Security System (D.E.S.S.™) with cord
Lighting	LED headlights
Winch	N/A
Seat	Standard
Handlebar	Standard
Protection	Front bumper, X mr footpegs, full skid plate

WARRANTY	
Factory Warranty	2-year BRP limited warranty



Feature highlights



Ever Been Snorkeling?

The Snorkeled CVT & Engine intake and exhaust on the Can-Am Outlander X mr 700 is every mud rider's dream. On this ATV, the air intake is strategically positioned to provide your engine with cooler intake air temperatures for additional performance when you hit the swamp.



Feel It in the Air

The Can-Am Outlander X mr 700 makes things easier for you when you ride: with a relocated radiator, the airflow will be better on your ATV. Plus, the new location makes it easier to clean and maintain the radiator. That's what you call win-win.



Differential That Makes a Difference

The Can-Am Outlander X mr 700 has a Visco-4Lok® front differential that delivers grip and traction for days wherever you're riding. Engage 4-wheel-drive lock mode to deliver equal power to your 4 wheels, and keep rolling on.



Rugged XPS Tyres and Steel Wheels

The Can-Am Outlander X mr 700 sits on 28 in. (71.1 cm) XPS Swamp King tyres with 14 in. (35.6 cm) aluminum wheels built to perform in any condition. It's designed and built for those who love the mud, the trail — as well as those who love both! Because the weather shouldn't get in the way of a ride. It should encourage one.



Protection Where It Counts

This model is equipped with a full skid plate, a front bumper as well as X mr footpegs to help you chase the fun everywhere. Think of these as your Can-Am Outlander X mr 700's protective armor: no matter the terrain, this ATV is protected from the worst of it.



Fits Just Like a Glovebox

The Can-Am Outlander X mr 700 is equipped with a weather-resistant Premium Glovebox with cellphone holder and USB charger. Rigid and durable, this feature protects your wallet, keys, or whatever else you need from the wild elements. Plus, the magnet on the holder keeps your smartphone in place as it charges up.

2023 OUTLANDER PRO HD5



Desert Tan

ENGINES	HD5
Type	40 hp / 37 lb-ft, Rotax® ACE (Advanced Combustion Efficiency) 650 cc, single cylinder, liquid cooled
Fuel Delivery System	Electronic Fuel Injection (EFI)
Transmission	pDrive primary CVT with work calibration Extra low L/H/N/R/P
Drive Train	Selectable 2WD / 4WD with Visco-Lok® auto-locking front differential
Driving Assistance	Speed Limiter
Power Steering	N/A
Speed Limit	Up to 60 km/h

SUSPENSIONS	
Front Suspension	Double A-arm 9.75 in. (24.8 cm) travel
Front Shocks	Twin tube
Rear Suspension	Double A-arm 10.25 in. (26 cm) travel
Rear Shocks	Twin tube

TIRES & WHEELS	
Front & Rear Tires	6-ply rating 26 x 8/10 x 12 in. (66 x 20.3 / 25.4 x 30.5 cm)
Wheels	12 in. (30.5 cm) steel

BRAKES	
Front	Dual 214 mm disc brakes with hydraulic twin-piston calipers
Rear	Single 214 mm disc brake with hydraulic twin-piston caliper

PACKAGE HIGHLIGHTS
• Speed limiter
• Visco-Lok® auto-locking front differential
• 26 in. 6-ply rating tires
• Premium front bumper, rear bumper, full skidplate

DIMENSIONS & CAPACITIES	
Estimated Dry Weight*	800 lb (362.9 kg)
L x W x H	89.9 x 48.8 x 48.2 in. (228.4 x 123.9 x 122.5 cm)
Wheelbase	53 in. (134.5 cm)
Ground Clearance	13 in. (33 cm)
Seat Height	38.6 in. (98 cm)
Rack Capacity	Front: 120 lb (54.4 kg) / Rear: 240 lb (109 kg)
Storage Capacity	9 gal (34 L)
Towing Capacity	1,830 lb (830 kg)
Fuel Capacity	5.1 gal (19.5 L)

FEATURES	
Gauge	4.5 in. digital display
Instrumentation	N/A
Ignition	RF Digitally Encoded Security System (D.E.S.S.™)
Lighting	LED headlights
Winch	N/A
Seat	Standard
Handlebar	Standard
Protection	Premium front bumper, rear bumper, full skid plate

WARRANTY	
Factory Warranty	2-year BRP limited warranty



Feature highlights



Differential That Makes a Difference
The Can-Am Outlander PRO HD5 has a Visco-Lok® auto-locking front differential that delivers grip and traction for days wherever you're riding.



Let's Count to Six
The Can-Am Outlander PRO HD5 sits on 26 in. (66 cm) 6-ply rating tires that deliver more strength and capacity every time you need it. If you plan to haul, tow, or carry heavy loads with your vehicle, you're in good hands driving on these tires. The weather shouldn't stop you from getting work done.



Protection Where It Counts
This model is equipped with a premium front bumper, a full skid plate and a rear bumper to cover all angles. Think of these as the protective armor of your Can-Am Outlander PRO HD5: no matter the terrain, this ATV is protected from the worst of it and rolls off obstacles.

2023 OUTLANDER PRO HD5 T



Desert Tan

ENGINES	HD5
Type	40 hp / 37 lb-ft, Rotax® ACE (Advanced Combustion Efficiency) 650 cc, single cylinder, liquid cooled
Fuel Delivery System	Electronic Fuel Injection (EFI)
Transmission	pDrive primary CVT with work calibration Extra low L/H/N/R/P
Drive Train	Selectable 2WD / 4WD with Visco-Lok [†] auto-locking front differential
Driving Assistance	Speed Limiter
Power Steering	N/A
Speed Limit	Up to 60 km/h

SUSPENSIONS	
Front Suspension	Double A-arm 9.75 in. (24.8 cm) travel
Front Shocks	Twin tube
Rear Suspension	Double A-arm 10.25 in. (26 cm) travel
Rear Shocks	Twin tube

TIRES & WHEELS	
Front & Rear Tires	6-ply rating 26 x 8/10 x 12 in. (66 x 20.3 / 25.4 x 30.5 cm)
Wheels	12 in. (30.5 cm) steel

BRAKES	
Front	Dual 214 mm disc brakes with hydraulic twin-piston calipers
Rear	Single 214 mm disc brake with hydraulic twin-piston caliper

PACKAGE HIGHLIGHTS

- Speed limiter
- Visco-Lok[†] auto-locking front differential
- 26 in. 6-ply rating tires
- Premium front bumper, rear bumper, full skidplate
- Tow ball
- New comodo with flashers
- LED headlights with LED signature

DIMENSIONS & CAPACITIES	
Estimated Dry Weight*	800 lb (362.9 kg)
L x W x H	89.9 x 48.8 x 48.2 in. (228.4 x 123.9 x 122.5 cm)
Wheelbase	53 in. (134.5 cm)
Ground Clearance	13 in. (33 cm)
Seat Height	38.6 in. (98 cm)
Rack Capacity	Front: 120 lb (54.4 kg) / Rear: 240 lb (109 kg)
Storage Capacity	9 gal (34 L)
Towing Capacity	1,830 lb (830 kg)
Fuel Capacity	5.1 gal (19.5 L)

FEATURES	
Gauge	4.5 in. digital display
Instrumentation	N/A
Ignition	RF Digitally Encoded Security System (D.E.S.S.™)
Lighting	LED headlights, LED signature
Winch	N/A
T-Category features	Towing hitch with trailer plug, directional indicators, position lamps, mirrors, horn
Seat	Standard
Handlebar	Standard
Protection	Premium front bumper, rear bumper, full skid plate

WARRANTY	
Factory Warranty	2-year BRP limited warranty



Feature highlights



Differential That Makes a Difference
The Can-Am Outlander PRO HD5 T has a Visco-Lok[†] auto-locking front differential that delivers grip and traction for days wherever you're riding.



Let's Count to Six
The Can-Am Outlander PRO HD5 T sits on 26 in. (66 cm) 6-ply rating tyres that deliver more strength and capacity every time you need it. If you plan to haul, tow, or carry heavy loads with your vehicle, you're in good hands driving on these tyres. The weather shouldn't stop you from getting work done.



Protection Where It Counts
This model is equipped with a premium front bumper, a full skid plate and a rear bumper to cover all angles. Think of these as the protective armor of your Can-Am Outlander PRO HD5 T: no matter the terrain, this ATV is protected from the worst of it and rolls off obstacles.

2023 OUTLANDER PRO XU HD5 / HD7



Tundra Green

ENGINE	HD5	HD7
Type	40 hp / 37 lb-ft, Rotax® ACE (Advanced Combustion Efficiency) 650 cc, single cylinder, liquid cooled	50 hp / 41 lb-ft, Rotax® ACE (Advanced Combustion Efficiency) 650 cc, single cylinder, liquid cooled
Fuel Delivery System	Intelligent Throttle Control (ITC™) with Electronic Fuel Injection (EFI)	
Transmission	pDrive primary CVT with work calibration Extra low L/H/N/R/P	
Drive Train	Selectable 2WD / 4WD / Lock 4WD with Visco-4Lok® front differential	
Driving Assistance	Intelligent Engine Braking (iEB™) Speed limiter	Work/Standard/Sport modes Intelligent Engine Braking (iEB™) Speed limiter
Power Steering	Tri-Mode Dynamic Power Steering (DPS)	
Speed Limit	Up to 60 km/h	

SUSPENSIONS	
Front Suspension	Double A-arm 9.75 in. (24.8 cm) travel
Front Shocks	Twin tube
Rear Suspension	Double A-arm 10.25 in. (26 cm) travel
Rear Shocks	Twin tube

TYRES & WHEELS	
Front & Rear Tyres	XPS Trail King, 6-ply rating, 26 x 8/10 x 12 in. (66 x 20.3 / 25.4 x 30.5 cm)
Wheels	12 in. (30.5 cm) cast aluminum

BRAKES	
Front	Dual 214 mm disc brakes with hydraulic twin-piston calipers
Rear	Single 214 mm disc brake with hydraulic twin-piston caliper

- PACKAGE HIGHLIGHTS**
- Tri-Mode Dynamic Power Steering (DPS)
 - Speed Limiter
 - Intelligent Engine Braking (iEB™)
 - Work / Standard / Sport modes (HD7)
 - Visco-4Lok® front differential
 - 26 in. XPS Trail King, 6-ply rating, tyres with 12 in. cast-aluminium wheels
 - Premium Front Bumper, Rear Bumper, Full Skidplate
 - Premium Glovebox with cellphone holder and USB charger

DIMENSIONS & CAPACITIES	
Estimated Dry Weight*	816 lb (370.1 kg)
L x W x H	89.9 x 48.8 x 48.2 in. (228.4 x 123.9 x 122.5 cm)
Wheelbase	53 in. (134.5 cm)
Ground Clearance	13 in. (33 cm)
Seat Height	38.6 in. (98 cm)
Rack Capacity	Front: 120 lb (54.4 kg) / Rear: 240 lb (109 kg)
Storage Capacity	9 gal (34 L)
Towing Capacity	1,830 lb (830 kg)
Fuel Capacity	5.1 gal (19.5 L)

FEATURES	
Gauge	4.5 in. digital display
Instrumentation	USB phone charger
Ignition	RF Digitally Encoded Security System (D.E.S.S.™)
Lighting	LED headlights
Winch	N/A
Seat	Standard
Handlebar	Standard
Protection	Premium front bumper, rear bumper, full skid plate

WARRANTY	
Factory Warranty	2-year BRP limited warranty



Feature highlights



Full Speed Ahead? Almost, But No!

The Can-Am Outlander PRO XU HD5/HD7 comes with a built-in speed limiter. Where's the fun in that? Well when it comes time to getting work done, you'll see why it comes in handy.



Differential That Makes a Difference

The Can-Am Outlander PRO XU HD5/HD7 has a Visco-4Lok® front differential that delivers grip and traction for days wherever you're riding. Engage 4-wheel-drive lock mode to deliver equal power to your 4 wheels, and keep rolling on.



Rugged XPS Tyres and Steel Wheels

The Can-Am Outlander PRO XU HD5/HD7 sits on 26 in. (66 cm) XPS Trail King, 6-ply rating tyres with 12 in. (30.5 cm) cast-aluminum wheels built to perform in any condition and in the rougher terrains. If you plan to haul, tow, or carry heavy loads with your vehicle, you're in good hands driving on these tyres. Because the weather shouldn't stop you from getting work done.



Fits Just Like a Glovebox

The Can-Am Outlander PRO XU HD5/HD7 is equipped with a weather-resistant Premium Glovebox with cellphone holder and USB charger. Rigid and durable, this feature protects your wallet, keys, or whatever else you need from the wild elements. Plus, the magnet on the holder keeps your smartphone in place as it charges up.



Lending a Hand for Steering

The Can-Am Outlander PRO XU HD5/HD7 comes with high torque Dynamic Power Steering (DPS). The technology counteracts unstable or difficult steering caused by external forces like strong crosswinds or uneven roads. With DPS, you get proper steering assistance from the steering gear to never veer off path.



New and Intelligent Braking

The Intelligent Engine Braking (iEB) of the Can-Am Outlander PRO XU HD5/HD7 puts the rider in control of the engine braking. When you're carrying heavy loads or riding downhill with full cargo, more engine braking is needed.

2023 OUTLANDER PRO XU HD5 T / HD7 T



Tundra Green

ENGINE	HD5 T	HD7 T
Type	40 hp / 37 lb-ft, Rotax® ACE (Advanced Combustion Efficiency) 650 cc, single cylinder, liquid cooled	50 hp / 41 lb-ft, Rotax® ACE (Advanced Combustion Efficiency) 650 cc, single cylinder, liquid cooled
Fuel Delivery System	Intelligent Throttle Control (iTC™) with Electronic Fuel Injection (EFI)	
Transmission	pDrive primary CVT with work calibration Extra low L/H/N/R/P	
Drive Train	Selectable 2WD / 4WD / Lock 4WD with Visco-4Lok¹ front differential	
Driving Assistance	Intelligent Engine Braking (iEB™) Speed limiter	Work/Standard/Sport modes Intelligent Engine Braking (iEB™) Speed limiter
Power Steering	Tri-Mode Dynamic Power Steering (DPS)	
Speed Limit	Up to 60 km/h	

SUSPENSIONS	
Front Suspension	Double A-arm 9.75 in. (24.8 cm) travel
Front Shocks	Twin tube
Rear Suspension	Double A-arm 10.25 in. (26 cm) travel
Rear Shocks	Twin tube

TYRES & WHEELS	
Front & Rear Tyres	XPS Trail King, 6-ply rating, 26 x 8/10 x 12 in. (66 x 20.3 / 25.4 x 30.5 cm)
Wheels	12 in. (30.5 cm) cast aluminum

BRAKES	
Front	Dual 214 mm disc brakes with hydraulic twin-piston calipers
Rear	Single 214 mm disc brake with hydraulic twin-piston caliper

PACKAGE HIGHLIGHTS

- Tri-Mode Dynamic Power Steering (DPS)
- Speed Limiter
- Intelligent Engine Braking (iEB™)
- Work / Standard / Sport modes (HD7 T)
- Visco-4Lok¹ front differential
- 26 in. XPS Trail King, 6-ply rating, tyres with 12 in. cast-aluminium wheels
- Premium Front Bumper, Rear Bumper, Full Skidplate
- Premium Glovebox with cellphone holder and USB charger
- 3,500 lb (1,588 kg) winch
- LED headlights with LED signature
- Tow Ball & new flashers

DIMENSIONS & CAPACITIES

Estimated Dry Weight*	883 lb (400.5 kg)
L x W x H	89.9 x 48.8 x 48.2 in. (228.4 x 123.9 x 122.5 cm)
Wheelbase	53 in. (134.5 cm)
Ground Clearance	13 in. (33 cm)
Seat Height	38.6 in. (98 cm)
Rack Capacity	Front: 120 lb (54.4 kg) / Rear: 240 lb (109 kg)
Storage Capacity	9 gal (34 L)
Towing Capacity	1,830 lb (830 kg)
Fuel Capacity	5.1 gal (19.5 L)

FEATURES

Gauge	4.5 in. digital display
Instrumentation	USB phone charger
Ignition	RF Digitally Encoded Security System (D.E.S.S.™)
Lighting	LED headlights, LED signature
Winch	3,500 lb (1,588 kg) winch
T-Category features	Towing hitch with trailer plug, directional indicators, position lamps, mirrors, horn
Seat	Standard
Handlebar	Standard
Protection	Premium front bumper, rear bumper, full skid plate

WARRANTY

Factory Warranty	2-year BRP limited warranty
------------------	-----------------------------



Feature highlights



Full Speed Ahead? Almost, But No!

The Can-Am Outlander PRO XU HD5/HD7 T comes with a built-in speed limiter. Where's the fun in that? Well when it comes time to getting work done, you'll see why it comes in handy.



Differential That Makes a Difference

The Can-Am Outlander PRO XU HD5/HD7 T has a Visco-4Lok¹ front differential that delivers grip and traction for days wherever you're riding. Engage 4-wheel-drive lock mode to deliver equal power to your 4 wheels, and keep rolling on.



Rugged XPS Tyres and Steel Wheels

The Can-Am Outlander PRO XU HD5/HD7 T sits on 26 in. (66 cm) XPS Trail King, 6-ply rating tyres with 12 in. (30.5 cm) cast-aluminum wheels built to perform in any condition and in the rougher terrains. If you plan to haul, tow, or carry heavy loads with your vehicle, you're in good hands driving on these tyres. Because the weather shouldn't stop you from getting work done.



Fits Just Like a Glovebox

The Can-Am Outlander PRO XU HD5/HD7 T is equipped with a weather-resistant Premium Glovebox with cellphone holder and USB charger. Rigid and durable, this feature protects your wallet, keys, or whatever else you need from the wild elements. Plus, the magnet on the holder keeps your smartphone in place as it charges up.



Lending a Hand for Steering

The Can-Am Outlander PRO XU HD5/HD7 T comes with high torque Dynamic Power Steering (DPS). The technology counteracts unstable or difficult steering caused by external forces like strong crosswinds or uneven roads. With DPS, you get proper steering assistance from the steering gear to never veer off path.



New and Intelligent Braking

The Intelligent Engine Braking (iEB) of the Can-Am Outlander PRO XU HD5/HD7 T puts the rider in control of the engine braking. When you're carrying heavy loads or riding downhill with full cargo, more engine braking is needed.

2023 OUTLANDER MAX PRO XU HD7 T



Tundra Green

ENGINE	HD7
Type	50 hp / 41 lb-ft, Rotax® ACE (Advanced Combustion Efficiency) 650 cc, single cylinder, liquid cooled
Fuel Delivery System	Intelligent Throttle Control (iTC™) with Electronic Fuel Injection (EFI)
Transmission	pDrive primary CVT with work calibration Extra low L/H/N/R/P
Drive Train	Selectable 2WD / 4WD / Lock 4WD with Visco-4Lok® front differential
Driving Assistance	Work/Standard/Sport modes Intelligent Engine Braking (iEB™) Speed limiter
Power Steering	Tri-Mode Dynamic Power Steering (DPS)
Speed Limit	Up to 40 km/h

SUSPENSIONS	
Front Suspension	Double A-arm 9.75 in. (24.8 cm) travel
Front Shocks	Twin tube
Rear Suspension	Double A-arm 10.25 in. (26 cm) travel
Rear Shocks	Twin tube

TIRES & WHEELS	
Front & Rear Tires	XPS Trail King, 6-ply rating, 26 x 8/10 x 12 in. (66 x 20.3 / 25.4 x 30.5 cm)
Wheels	12 in. (30.5 cm) cast aluminum

BRAKES	
Front	Dual 214 mm disc brakes with hydraulic twin-piston calipers
Rear	Single 214 mm disc brake with hydraulic twin-piston caliper

- PACKAGE HIGHLIGHTS**
- Tri-Mode Dynamic Power Steering (DPS)
 - Speed Limiter
 - Intelligent Engine Braking (iEB™)
 - Work / Standard / Sport modes
 - Visco-4Lok® front differential
 - 26 in. XPS Trail King, 6-ply rating, tires with 12 in. cast-aluminium wheels
 - Premium Front Bumper, Rear Bumper, Full Skidplate
 - Premium Glovebox with cellphone holder and USB charger
 - 3,500 lb (1,588 kg) winch
 - LED headlights with LED signature
 - Tow Ball & new flashers

DIMENSIONS & CAPACITIES	
Estimated Dry Weight*	918 lb (416.4 kg)
L x W x H	94.2 x 47.6 x 48 in. (239.2 x 120.9 x 122 cm)
Wheelbase	60.4 in. (153.5 cm)
Ground Clearance	12.5 in. (31.8 cm)
Seat Height	38.6 in. (98 cm)
Rack Capacity	Front: 120 lb (54.4 kg) / Rear: 240 lb (109 kg)
Storage Capacity	9 gal (34 L)
Towing Capacity	1,830 lb (830 kg)
Fuel Capacity	5.1 gal (19.5 L)

FEATURES	
Gauge	4.5 in. digital display
Instrumentation	USB phone charger
Ignition	RF Digitally Encoded Security System (D.E.S.S.™)
Lighting	LED headlights, LED signature
Winch	3,500 lb (1,588 kg) winch
T-Category features	Towing hitch with trailer plug, directional indicators, position lamps, mirrors, horn
Seat	Standard
Handlebar	Standard
Protection	Premium front bumper, rear bumper, full skid plate

WARRANTY	
Factory Warranty	2-year BRP limited warranty



Feature highlights



Full Speed Ahead? Almost, But No!

The Can-Am Outlander MAX PRO XU HD7 T comes with a built-in speed limiter. Where's the fun in that? Well when it comes time to getting work done, you'll see why it comes in handy.



Differential That Makes a Difference

The Can-Am Outlander MAX PRO XU HD7 T has a Visco-4Lok® front differential that delivers grip and traction for days wherever you're riding. Engage 4-wheel-drive lock mode to deliver equal power to your 4 wheels, and keep rolling on.



Rugged XPS Tyres and Steel Wheels

The Can-Am Outlander MAX PRO XU HD7 T sits on 26 in. (66 cm) XPS Trail King, 6-ply rating tyres with 12 in. (30.5 cm) cast-aluminum wheels built to perform in any condition and in the rougher terrains. If you plan to haul, tow, or carry heavy loads with your vehicle, you're in good hands driving on these tyres. Because the weather shouldn't stop you from getting work done.



Fits Just Like a Glovebox

The Can-Am Outlander MAX PRO XU HD7 T is equipped with a weather-resistant Premium Glovebox with cellphone holder and USB charger. Rigid and durable, this feature protects your wallet, keys, or whatever else you need from the wild elements. Plus, the magnet on the holder keeps your smartphone in place as it charges up.



Lending a Hand for Steering

The Can-Am Outlander MAX PRO XU HD7 T comes with high torque Dynamic Power Steering (DPS). The technology counteracts unstable or difficult steering caused by external forces like strong crosswinds or uneven roads. With DPS, you get proper steering assistance from the steering gear to never veer off path.



New and Intelligent Braking

The Intelligent Engine Braking (iEB) of the Can-Am Outlander MAX PRO XU HD7 T puts the rider in control of the engine braking. When you're carrying heavy loads or riding downhill with full cargo, more engine braking is needed.

2023 OUTLANDER MAX DPS 500 / 700



Outlander MAX DPS 500
Granite Gray

PACKAGE HIGHLIGHTS

- Tri-Mode Dynamic Power Steering (DPS)
- Work / Standard / Sport modes (MAX DPS 700)
- Visco-Lok[®] QE auto-locking front differential
- Full Skidplate
- Premium Glovebox with cellphone holder and USB charger



Outlander MAX DPS 700
Legion Red

ENGINE	500	700
Type	40 hp / 37 lb-ft, Rotax [®] ACE (Advanced Combustion Efficiency) 650 cc, single cylinder, liquid cooled	50 hp / 41 lb-ft, Rotax [®] ACE (Advanced Combustion Efficiency) 650 cc, single cylinder, liquid cooled
Fuel Delivery System	Electronic Fuel Injection (EFI)	Intelligent Throttle Control (iTC™) with Electronic Fuel Injection (EFI)
Transmission	pDrive primary CVT L/H/N/R/P	
Drive Train	Selectable 2WD / 4WD with Visco-Lok [®] QE auto-locking front differential	
Driving Assistance	N/A	Work / Standard / Sport modes
Power Steering	Tri-Mode Dynamic Power Steering (DPS)	
Speed Limit	Up to 60 km/h	

SUSPENSIONS	
Front Suspension	Double A-arm 9.75 in. (24.8 cm) travel
Front Shocks	Twin tube
Rear Suspension	Double A-arm 10.25 in. (26 cm) travel
Rear Shocks	Twin tube

TYRES & WHEELS	
Front & Rear Tyres	25 x 8/10 x 12 in. (63.5 x 20.3 / 25.4 x 30.5 cm)
Wheels	12 in. (30.5 cm) cast-aluminum

BRAKES	
Front	Dual 214 mm disc brakes with hydraulic twin-piston calipers
Rear	Single 214 mm disc brake with hydraulic twin-piston caliper

DIMENSIONS & CAPACITIES	
Estimated Dry Weight*	785 lb (356.1 kg)
L x W x H	94.2 x 47.6 x 48 in. (239.2 x 120.9 x 122 cm)
Wheelbase	60.4 in. (153.5 cm)
Ground Clearance	12 in. (30.5 cm)
Seat Height	38.6 in. (98 cm)
Rack Capacity	Front: 120 lb (54.4 kg) / Rear: 240 lb (109 kg)
Storage Capacity	9 gal (34 L)
Towing Capacity	1,830 lb (830 kg)
Fuel Capacity	5.1 gal (19.5 L)

FEATURES	
Gauge	4.5 in. digital display
Instrumentation	USB Phone charger
Ignition	RF Digitally Encoded Security System (D.E.S.S.™)
Lighting	LED headlights
Winch	N/A
Seat	Standard
Handlebar	Standard
Protection	Full skid plate

WARRANTY	
Factory Warranty	2-year BRP limited warranty



Feature highlights



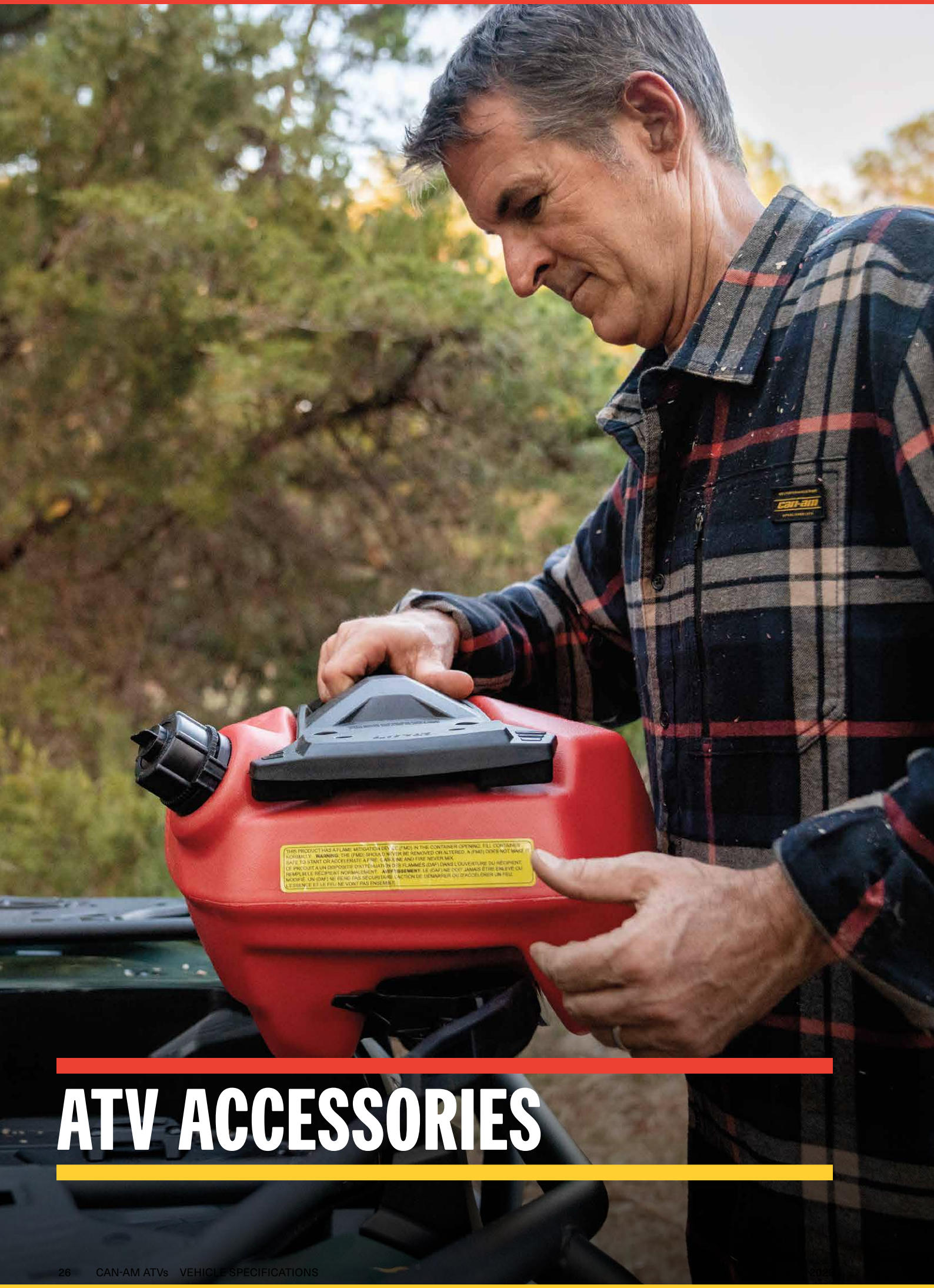
Differential That Makes a Difference
The Can-Am Outlander MAX DPS 500/700 has a Visco-Lok[®] QE (Quick Engagement) auto-locking front differential that delivers grip for days. The advantage of this feature is that engaging the front differential is quicker; with no rev or speed limiter, optimal wheel traction follows you on every ride.



Durable, Strong and Reliable
The full skid plate on the Can-Am Outlander MAX DPS 500/700 protects the underbelly of your ride as you chase the thrills. Smoothen the roughest types of terrain and glide over the biggest obstacles.



Lending a Hand for Steering
The Can-Am Outlander MAX DPS 500/700 comes with high torque Dynamic Power Steering (DPS). The technology counteracts unstable or difficult steering caused by external forces like strong crosswinds or uneven roads. With DPS, you get proper steering assistance from the steering gear to never veer off path.



ATV ACCESSORIES

We've made things super simple.

- Check your model year
- Choose engine and model
- Learn your **PLATFORM CODE**

This **PLATFORM CODE** will let you know at a glance if the accessory is compatible with your vehicle.

ATV ACCESSORY COMPATIBILITY GUIDE











Model year	Model	Engine configuration	Platform code
2015	Outlander L	450, 500	G2L
	Outlander	500, 650, 800, 1000	G2
	Outlander L MAX	450, 500	G2L
	Outlander MAX	500, 650, 800, 1000	G2
	6x6	650, 1000	G2
2016	Renegade	500, 800, 1000	G2S
	Outlander L	450, 570	G2L
	Outlander	570, 650, 850, 1000	G2
	Outlander L MAX	450, 570	G2L
	Outlander MAX	570, 650, 850, 1000	G2
2017	6x6	650, 1000	G2
	Renegade	570, 850, 1000	G2S
2018	Outlander	450, 570	G2L
	Outlander	650, 850, 1000	G2
	Outlander MAX	450, 570	G2L
	Outlander MAX	650, 850, 1000	G2
	6x6	650, 1000	G2
2019	Renegade	570, 850, 1000	G2S
	Outlander	450, 570	G2L
	Outlander	650, 850, 1000R	G2
	Outlander MAX	450, 570	G2L
	Outlander MAX	650, 850, 1000R	G2
2020	6x6	450	G2L
	6x6	650, 1000	G2
2021	Renegade	570, 650, 850, 1000R	G2S
	Outlander	500, 700	G3L
	Outlander PRO	HD5, HD7	G3L
2022			
2023			



LINQ ACCESSORIES: EASY ON, EASY OFF CARGO



- No tools needed: Quickly install and remove accessories by hand.
- Equip your Can-Am vehicle for specialized tasks in no time.
- Sturdy mounting system that holds up to the roughest terrain.























G3L		① Front Cargo Compartment	② Front Rack	③ Rear Cargo Compartment	④ Rear Rack	LinQ can stack on top
LinQ Accessories with 16" Base						
	LinQ 4.2 Gal (16 L) Cooler 219400964 • Black / 295100698 • White	YES, with LinQ Base Installation Kit 860201806 Can be installed inside* or on the front cargo compartment.	NO	YES, with LinQ Base Installation Kit 860201806	NO	NO
	LinQ Tool Box 715008111					
	LinQ SR 5.5 Gal (21 L) Bag 860202449	YES, with LinQ Base Installation Kit 860201806 Must be installed on the front cargo compartment lid only.				
	LinQ 4.5 Gal (17 L) Sport Bag 860202447	YES, with LinQ Base Installation Kit 860201806 Can be installed inside* or on the front cargo compartment.				
	LinQ Modular Box (10L) 715005494					
	LinQ Modular Box (20L) 715007112					
	LinQ Modular Box (30L) 715006830					
	LinQ Tool Kit 715006829					
	LinQ Roll-Top Bag 715008110	YES, with LinQ Base Installation Kit 860201806 Must be installed on the front cargo compartment lid only.				
	LinQ Fuel Caddy - 4 Gallons 860202246	YES, with LinQ Base Installation Kit 860201806 Must be installed inside* the front cargo compartment only.		NO		NO
	LinQ Oil Caddy - 1 Gallon 860202445					
	LinQ Gun Case 715004968	YES, with LinQ Base Installation Kit 860201806 Must be installed on the front cargo compartment lid.				
LinQ Accessories with 36" Base		Front Cargo Compartment	Front Rack	Rear Cargo Compartment	Rear Rack	LinQ can stack on top
	LinQ Large Cargo Box 715007001	NO	NO	NO	YES	NO
	LinQ Cargo Basket (90L) 715005274		YES			YES
	LinQ Cargo Box (53L) 715006997		NO			NO
	LinQ Trunk Box (139L) 715006097					NO
	LinQ Trunk Box (145L) 715005273					YES
	LinQ Gun Case 715004968		YES		NO	NO
LinQ Holders and Racks		Front Cargo Compartment	Front Rack	Rear Cargo Compartment	Rear Rack	LinQ can stack on top
	LinQ Gear Grips 715005340	YES, with LinQ Base Installation Kit 860201806	YES	YES, with LinQ Base Installation Kit 860201806	YES	NO
	LinQ Tool Holder 715007358					
	LinQ Rack Extension 715004954	NO		NO		
	LinQ Chainsaw Holder 715004975	YES	NO			

*Removal of front cargo compartment lid is required.

LINQ ACCESSORIES: EASY ON, EASY OFF CARGO





- No tools needed: Quickly install and remove accessories by hand.
- Equip your Can-Am vehicle for specialized tasks in no time.
- Sturdy mounting system that holds up to the roughest terrain.


G3L MAX		① Front Cargo Compartment	② Front Rack	③ Rear Cargo Compartment	④ Rear Rack	LinQ can stack on top				
LinQ Accessories with 16" Base										
	LinQ 4.2 Gal (16 L) Cooler 219400964 • Black / 295100698 • White	YES, with LinQ Base Installation Kit 860201806 Can be installed inside* or on the front cargo compartment.	NO	NO	NO	NO				
	LinQ Tool Box 715008111									
	LinQ SR 5.5 Gal (21 L) Bag 860202449	YES, with LinQ Base Installation Kit 860201806 Must be installed on the front cargo compartment lid only.								
	LinQ 4.5 Gal (17 L) Sport Bag 860202447	YES, with LinQ Base Installation Kit 860201806 Can be installed inside* or on the front cargo compartment.		YES, with LinQ Base Installation Kit 860201806		NO	YES			
	LinQ Modular Box (10L) 715005494									
	LinQ Modular Box (20L) 715007112									
	LinQ Modular Box (30L) 715006830									
	LinQ Tool Kit 715006829			NO			NO	NO		
	LinQ Roll-Top Bag 715008110							YES, with LinQ Base Installation Kit 860201806 Must be installed on the front cargo compartment lid only.	YES	
	LinQ Fuel Caddy - 4 Gallons 860202246							YES, with LinQ Base Installation Kit 860201806 Must be installed inside* the front cargo compartment only.	NO	NO
	LinQ Oil Caddy - 1 Gallon 860202445									
	LinQ Gun Case 715004968	YES, with LinQ Base Installation Kit 860201806 Must be installed on the front cargo compartment lid.								
LinQ Accessories with 36" Base		Front Cargo Compartment	Front Rack	Rear Cargo Compartment	Rear Rack	LinQ can stack on top				
	LinQ Large Cargo Box 715007001	NO	NO	NO	YES	NO				
	LinQ Cargo Basket (90L) 715005274		YES			YES				
	LinQ Cargo Box (53L) 715006997		NO			NO	YES			
	LinQ Trunk Box (139L) 715006097						NO	NO		
	LinQ Trunk Box (145L) 715005273						YES	YES		
	LinQ Gun Case 715004968		YES		NO	NO				
LinQ Holders and Racks		Front Cargo Compartment	Front Rack	Rear Cargo Compartment	Rear Rack	LinQ can stack on top				
	LinQ Gear Grips 715005340	YES, with LinQ Base Installation Kit 860201806	YES	YES, with LinQ Base Installation Kit 860201806	YES	NO				
	LinQ Tool Holder 715007358									
	LinQ Rack Extension 715004954	NO		NO			NO			
	LinQ Chainsaw Holder 715004975	YES								

*Removal of front cargo compartment lid is required.


LinQ Accessories with 16" base

NEW LinQ Fuel Caddy - 4 Gallons	G3L	860202246
	<ul style="list-style-type: none">• Quick, easy and secure installation with LinQ system.• No-Spill spout for easy use.• 3.7 US gallons (14 liter) capacity.• Meet the new latest Flame Mitigation Device (FMD) standard.• Must be installed in the Front Cargo Compartment.• LinQ Base Installation Kit 860201806 required.• Check local regulations regarding fuel transportation	


NEW LinQ Oil Caddy - 1 Gallon	G3L	860202445
	<ul style="list-style-type: none">• 3.78-liter (1 US gallon) capacity.• Must be installed in the Front Cargo Compartment.• LinQ Base Installation Kit 860201806 required.	


NEW LinQ Chainsaw Holder	G3L (except X mr models)	715004975
	<ul style="list-style-type: none">• This system installs a chainsaw vertically to save space on the rack and serves as a scabbard for storage.• Pinch the blade for a solid and quick fix.• Compatible with the majority of chainsaws available on the market as most blades go up to 18".• Compatible with all 16" LinQ accessories that fit in the front cargo compartment.• Allows installation of the LinQ Tool Holder.• Not compatible with the LinQ Rack Extension when installed on the front rack of the vehicle.	


LinQ Modular Box	G2, G2L, G2S, G3L	715005494 · (10 L)
		715007112 · (20 L)
		715006830 · (30 L)


	<ul style="list-style-type: none">• Allows stacking of other modular boxes to always have the right gear accessible.• Always have the right box size to fit everything.• Can be installed on any LinQ base with a 16" width.• See table for installation location and requirements.	
--	--	--


Thermal Insert For LinQ Modular Box (10 L)	G2, G2L, G2S, G3L	219401110
---	-------------------	-----------


	<ul style="list-style-type: none">• Insulated liner.• Fits very well in the LinQ Modular Box (10 L).• Can contain five 473 ml cans or six 355 ml cans.	
--	--	--


LinQ Tool Kit	G2, G2L, G2S, G3L	715006829
	<div><div><div>Includes:</div><div><ul style="list-style-type: none">- Cutter pliers- Long-nose pliers- Locking pliers- Ratchet wrench ¾" drive- 6" ratchet extension- Integrated CVT belt storage location (belt not included)</div></div><div><ul style="list-style-type: none">- Long-socket 19 mm ¾" drive - 6pts- Socket 18 mm ¾" drive- Long-socket 17 mm ¾" drive - 6pts- Socket 15 mm ¾" drive- Socket 13 mm ¾" drive- Socket 10 mm ¾" drive- Socket 8 mm ¾" drive</div><div><ul style="list-style-type: none">- Combined wrench 19 mm- Combined wrench 18 mm- Combined wrench 15 mm- Combined wrench 13 mm- Combined wrench 10 mm- Combined wrench 8 mm</div><div><ul style="list-style-type: none">- Socket Torx T40 ¾" drive- Socket Torx T30 ¾" drive- Socket Torx T20 ¾" drive- Breaker bar ¾" drive</div><div><ul style="list-style-type: none">• See table for installation location and requirements.</div></div>	

LinQ 4.2 Gal (16 L) Cooler	G2, G2L, G2S, G3L	■ 219400964 · Black ■ 295100698 · Gray
	<div><div><ul style="list-style-type: none">• All the benefits of LinQ—simple, fast and secure.• Rotomolded construction for exceptional rigidity and durability.• Premium-quality foam insulation for optimal ice retention.</div><div><ul style="list-style-type: none">• Uses LinQ mounting system (Patent US 8777531 and US 8875830).• Easy one-second on/off tool-less system.• See table for installation location and requirements.</div></div>	


LinQ Tool Box	G2, G2L, G2S, G3L	715008111
	<ul style="list-style-type: none">• High precision injected HDPE construction provides rigidity and durability.• 5 gal (19 L) maximum capacity.• Weather-resistant, sealed and lockable cover.• Marinized for salt water purposes.• See table for installation location and requirements.	


LinQ Roll-Top Bag	G2, G2L, G2S, G3L	715008110
	<div><div><ul style="list-style-type: none">• Fully waterproof Roll-Top dry bag will securely store and confine your equipment.• LinQ mounted using heavy-duty rigid plastic base.• High capacity storage solution 10.6 gal (40 L).• Bottom foam liner for additional equipment protection.</div><div><ul style="list-style-type: none">• Integrated handle for easy transportation on/off the vehicle.• Marinized for salt water purposes.• See table for installation location and requirements.</div></div>	


SR 5.5 Gal (21 L) LinQ Bag	G2, G2L, G2S, G3L	860202449
	<ul style="list-style-type: none">• Semi-rigid expandable bag.• 5.5 gal (21 L) capacity.• See table for installation location and requirements.	


LinQ 4.5 Gal (17 L) Sport Bag	G2, G2L, G2S, G3L	860202447
	<ul style="list-style-type: none">• 4.5 gal (17 L) capacity.• Rigid bottom, semi-rigid top.• See table for installation location and requirements.	


LinQ Accessories with 36" base


NEW LinQ Trunk Box (145L)	G3L (except MAX models)	715005273
	<ul style="list-style-type: none">• Polyethylene Trunk Box replacing the rear rack for perfect integration and to increase cargo capacity.• Storage capacity of 31 Gal (145L).• Easy to install and remove with the LinQ system.• Possibility to install LinQ 16" accessories on the cover to increase the cargo capacity.• New ergonomic and resistant latch system offers excellent sealing.• Ability to install LinQ Tool Holders (715008896) on the box.• Lockable with a lock on the front of the box (two keys included).	

NEW LinQ Trunk Box (139L)	G3L (MAX models only)	715006097
	<ul style="list-style-type: none">• Polyethylene Trunk Box replacing the rear rack for perfect integration and to increase cargo capacity.• Storage capacity of 30 gal (139 L).• Easy to install and remove with the LinQ system.• Compatible with the passenger seat.• New ergonomic and resistant latch system offers excellent sealing.• Ability to install LinQ Tool Holders (715008896) on the box.• Lockable with a lock on the front of the box (two keys included).	


NEW LinQ Cargo Box (53L)	G3L	715006997
	<div><div><ul style="list-style-type: none">• Made of polyethylene.• Storage capacity of 14 gal (53 L).• Easy to install and remove with the LinQ system.• Can be installed on the front or rear racks.• New ergonomic and resistant latch system offers excellent sealing.</div><div><ul style="list-style-type: none">• Possibility to install LinQ 16" accessories on the cover and increase the cargo capacity.• Ability to install LinQ Tool Holders (715008896) on the box.• Lockable with a lock on the front of the box (two keys included).</div></div>	


NEW LinQ Cargo Basket (90L)	G3L	715005274
 <ul style="list-style-type: none"> • Made of polyethylene. • Storage capacity of 23 gal (90 L). • Easy to install and remove with the LinQ system. • Can be installed on the front or rear racks. • Six handles on the contour to easily install bungee cords. • Ability to install LinQ Tool Holders (715008896) to the basket. 		


Large Cargo Box	G2 , G2L (except 6x6), G3L	715007001
 <ul style="list-style-type: none"> • Rear bed to carry large items. • Anchor points (D-ring), LinQ fixtures for tool holder, and marks to allow the installation of a 16" accessory. • Also has a mat for the floor and slot to enable the installation of a divider and a slot for a divider to close the recess on the rear vertical lip. • It is installed on ATV platforms through the LinQ system and hooks to make it easily installable and removable. 		


NEW LinQ Rack Extension	G3L	715004954
 <ul style="list-style-type: none"> • Easy to install and remove with the LinQ system. • Fits front or rear of the vehicle. • Provides tie-down points to secure cargo on racks. • Made of steel with anti-corrosion coating and durable powder-coat finish. • Height of 7". 		

LinQ Holders


LinQ Tool Holder	G2, G2L, G2S, G3L	715007358
 <ul style="list-style-type: none"> • Ultra-versatile tool holder. • Convenient swivel-latch allows tools to be stored in any orientation. • Sold in pairs. 		


LinQ Gear Grips	G2, G2L, G2S, G3L	715005340
 <ul style="list-style-type: none"> • Durable and flexible grips provide a custom fit for a variety of items from 1" to 4" (2.5 cm to 10 cm) in diameter. • Heavy-duty design for carrying bows, fishing poles, rakes, farm tools and more. • Quick-release button opens grip quickly for easy access to gear. • Heavy-duty base system built for the toughest adventures. • Make transporting your tools a snap by combining the Gear Grips with the LinQ System. • 360° orientation. • Sold in pairs. 		

LinQ Gear Grips	G2L, G3L	715001421
 <ul style="list-style-type: none"> • Durable, flexible grips cushion and protect while providing a custom fit for a variety of items from 1" to 4" (2.5 cm to 10 cm) in diameter. • Heavy-duty design for carrying bows, fishing poles, rakes, farm tools and more. • Quick-release button opens grip quickly for easy access to gear. • Heavy-duty base system built for the toughest adventures. • Easy installation on tubular racks, extension racks, brackets or bumpers. • Sold in pairs. 		


LinQ Gun Case	G3L	715004968
 <ul style="list-style-type: none"> • Practical design allows you to store shotguns and rifles up to 52" (132 cm) even with most optic configurations. • Adapt to different weapon shapes and features with foam cushions that can be repositioned. • LinQ-mounted for efficient and secure storage, locked in place with only a quarter turn. • Must be installed on the Front Rack or on the Front Cargo Compartment Lid. 		


Holders


NEW Tool Holder Bolt-On	G3L	715008896
 <ul style="list-style-type: none"> • Tool Holder is made to fit the LinQ Cargo Basket (90L), LinQ Cargo Box (53L), LinQ Trunk Box (139L) and LinQ Trunk Box (145L). • Convenient swivel-latch allows tools of all shapes to be stored in the proper orientation. • Sold in pairs. • Several degrees of adjustment. 		

Multi-Fit Holder	G2, G2L, G3L	715002354 · Single 715001945 · Double
 <ul style="list-style-type: none"> • Open U-shaped bracket for carrying tools (shovel, axe) and hunting weapons (rifle, bow) that are safely secured, but easily accessible. • Easy installation on tubular rack, extension racks, basket or bumpers. • For G2, the LinQ Rack Extension (715001711 or 715001665) is required. • Sold in pairs. 		


LinQ Mounting

LinQ Base Installation Kit	G3L	860201806
 <ul style="list-style-type: none"> • Unique mounting fastener usable on any LinQ System accessory. • Included: 2 Cargo LinQ bases and hardware. 		





LinQ Base	G2L, G3L	715002350
 <ul style="list-style-type: none"> • Made of polypropylene glass fiber. • Allows you to install LinQ accessories. • Sold in pack of 4. 		

LinQ Lock	G2, G2L, G2S, G3L	860201968
 <ul style="list-style-type: none"> • Simple way to securely lock most LinQ accessories. • Lock cover protects lock from the elements. • Corrosion resistant. • Pack of 1, includes 2 keys. • Not compatible with LinQ 4.2 US gal (16 L) Cooler, LinQ Tool Box, LinQ Tool Holder and LinQ Gear Grips. 		




CARGO & STORAGE

NEW Soft Storage Bag (70L)	G3L	715007002
 <ul style="list-style-type: none"> • Carry your gear in a weatherproof bag. • Soft bag with a storage capacity of 18.5 Gal (70L) designed to maximize space in the front or rear of the vehicle. • 3-compartment bag with removable dividers. • Easy to install with strap system. • X mr models: Fits on rear rack only. 		

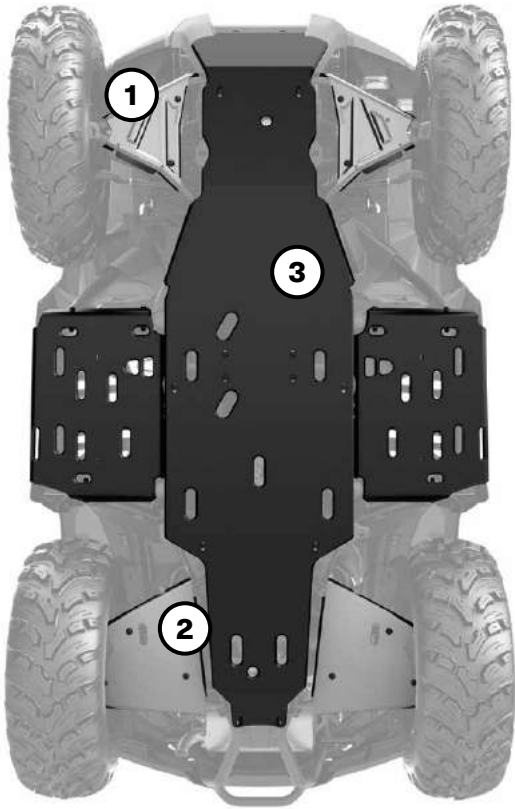
CAN-AM WINDSHIELDS

NEW Adventure High Windshield - Hardcoated	G3L (except X mr models)	715007268
	<ul style="list-style-type: none">Adventure windshield with three-position adjustable height.14 in (36 cm) high to protect against wind and winter weather.Made of injected polycarbonate with a thickness of 3/32 in (4 mm) with ultra-resistant Quantum¹ coating.Provides excellent optical clarity and better abrasion resistance.Console Extension (715005368) is required for installation.Side Wind Deflectors (715005862) available for added protection.	
NEW Adventure High Windshield	G3L (except X mr models)	715005377
	<ul style="list-style-type: none">Adventure windshield with three-position adjustable height.14 in (36 cm) high to protect against wind and weather.Made of injected polycarbonate with a thickness of 3/32 in (4 mm).Console Extension (715005368) is required for installation.Side Wind Deflectors (715005862) available for added protection.	
NEW Adventure Low Windshield	G3L (except X mr models)	715005860
	<ul style="list-style-type: none">Adventure windshield with three-position adjustable height.10 in (25 cm) high for wind protection.Made of injected polycarbonate with a thickness of 3/32 in (4 mm).Console Extension (715005368) is required for installation.Side Wind Deflectors (715005862) available for added protection.	
NEW Adventure Side Wind Deflectors	G3L (except X mr models)	715005862
	<ul style="list-style-type: none">Side Wind Deflectors for additional wind protection.Easy installation.Console Extension (715005368) is required for installation.Works with Adventure Windshields (715005860, 715005377, 715007268).	

HANDLEBARS & MIRRORS

NEW Driver Full Wrap Handguards	G3L	<div><div>715005361</div> · Black</div> <div><div>715005362</div> · Neo Yellow</div>
	<ul style="list-style-type: none">Protects against wind, branches and debris.Rugged injected plastic deflectors with Can-Am logo.Lightweight black die cast aluminum full wrap frame.New ergonomic design offers better comfort for the hand and increases protection.Mounting system leaves the handlebar free.Includes complete hardware.	
Passenger Wind Deflectors	G2, G2L, G3L (MAX models only)	715001669
	<ul style="list-style-type: none">These wind deflectors fit on the passenger handles and provide greater comfort while riding.Easy to install and remove.	
Handlebar Mirrors	G2, G2L, G2S, G3L	715005366
	<ul style="list-style-type: none">Adjustable handlebar mounted convex mirrors.The convex surface allows improved visibility with a wider field of view.Doesn't require a windshield or fairing to be mounted.Works with all windshield options.	

SKID PLATES










OUTLANDER	
G3L	
2023	
Except MAX models	MAX models only
Skid Plate Protection Kit	
715005309	715005310
Individual Skid Plates	
① Front Aluminum A-Arm Protectors	
715005305	715005305
② Rear Aluminum A-Arm Protectors	
715005308	715005308
③ HMWPE Underbelly Plates	
715005306	715005307

Our Skid Plates deliver the durability, strength, and reliability your adventures need. Protect the underbelly of your vehicle from front to rear, with folded ends at the footwells for a little extra. They combine materials for peak protection: with aluminum A-arms and a plastic underbelly, your ride can drive across rough terrain confidently.


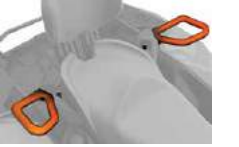




- Quick and easy, bolt-on installation. No need to remove factory skid plates. No more rivets or rivnuts.
- Thicker underbelly plates (10 mm).







BUMPERS & GUARDS







Bumpers		
NEW XU Front Bumper	G3L	715006614
	<ul style="list-style-type: none">Heavy-duty tubular construction provides the most complete protection for your vehicle.Protects vehicle lights and corners.Winch compatible.Integrated tow hook.Similar to the XU models' bumper.	
NEW XT Front Bumper	G3L	715004952
	<ul style="list-style-type: none">Provides additional protection for your vehicle against the elements.Tough and durable.Large tube construction with black powder coat finish.Similar to stock bumper on XT models.Mounting plate included for tow hook.	
NEW Extreme Front Bumper Plate	G3L (except X mr models)	715005439
	<ul style="list-style-type: none">Ultra-robust construction provides additional protection to the front of the vehicle in rough terrain.Compatible with all front bumpers.	
NEW Front Tow Hook	G3L	715008842
	<ul style="list-style-type: none">Provides a solid anchor when towing is needed or when transporting the vehicle.Allows you to attach most hooks or straps.Made of forged steel.XT Front Bumper (715004952) required for installation.	
NEW Full Rear Bumper	G3L	715008738
	<ul style="list-style-type: none">Provides additional protection for your vehicle against obstacles.Protects the rear lights of the vehicle without obstructing them.Strong and durable, it must be added to the XT rear bumper (stock or accessory) for full protection.Wide and sturdy tubular construction with black powder-coat finish and metal corners.	
NEW XT Rear Bumper	G3L (STD, DPS & X mr models only)	715004953
	<ul style="list-style-type: none">Sturdy tubular construction.Protects the vehicle against obstacles.Standard on Outlander XT and Outlander PRO.Fits base models with grab bar only.Required to install the Full Rear Bumper.	

Guards		
NEW Fender Flares	G3L (except X mr models)	715005349 715006336 (T-category models only)
	<ul style="list-style-type: none">Kit is designed to deliver extra protection to your vehicle from dirt and debris. If you enjoy riding in the mud, it's a must.Made of injected plastic that hugs your vehicle fenders perfectly.Gives vehicle added flair for a rugged, cool look.Includes front and rear extensions and all mounting hardware.Not compatible with European vehicles, excluding T-category models.	

ELECTRICAL & LIGHTS

NEW Integrated Heated Grips & Thumb Throttle Combo	G3L	715005072
	<ul style="list-style-type: none">Heat levels for grips and thumb displayed on vehicle screen.Ergonomic button integrated on LH grip.Single button for both grips and thumb heat selection.Five temperature settings for the thumb and grips.Adjustable heat ratio between grip and thumb warmer.Hold button to reach maximum heat quickly.Remembers your last heat setting.IP67-rated waterproof sealing keeps the elements out.ECE compliant.Plug-and-play installation.Clamp-on grips, no glue required.	
Heated Passenger Grips & Visor Outlet	G3L (MAX models only)	715005358
	<ul style="list-style-type: none">Replace your stock passenger handles.Dual temperature switch integrated into seat arm for 3-zone heated handles and grips.Heated visor outlet integrated into seat arm.	
Heated Visor Outlet	G2, G2L, G3L	715001246
	<ul style="list-style-type: none">Strategically positioned on vehicle to maintain your agility.Optional visor outlet that delivers fog-free riding.Quick and easy installation.Sold individually.Heated Visor not included.	
NEW USB Intelligent Power Outlet Kit	G3L	715009117
	<ul style="list-style-type: none">Power all your electronics with this easy-to-mount USB plug.Provides one USB-A3.0 and one USB C (PD) plug.Power rate: 36 watts.Intelligent USB charger for a fast charge when battery is low.Replaces the vehicle's 12 V socket.	
NEW Console Extension	G3L (except X mr models)	715005368
	<ul style="list-style-type: none">Integrated storage compartment (1 gal/4 L) with magnetic mount safe for your electronic device.Robust injected fiber-reinforced-polypropylene construction makes it easy to fit and install.25 times stronger than any smartphone's weight, so you can ride through rough terrain confidently.Two possible positions for your electronic device: portrait and landscape.Includes everything needed for installation on your favorite electronic devices: two pre-assembled Can-Am plates with 3M multi-surface adhesive.Includes guide clips molded into the door to pass the charging cable.Possibility of installing USB outlet in storage compartment (USB power outlet sold separately).Required for the installation of the Adventure windshield and side wind deflectors.Not compatible with Snorkel Kit.Includes tether cord for additional peace of mind.	
NEW Console Extension USB Power Outlet	G3L (except X mr models)	715008750
	<ul style="list-style-type: none">Useful for the Console Extension (715005368) to plug your electronic device charger into the compartment.USB-A and USB-C ports.Rubber cap protects ports when not in use.Backlit to highlight the USB ports.Requires 715005368.	


GPS RAM[†] Mount for Handlebar	G2, G2L, G2S, G3L	715001985
 <ul style="list-style-type: none">Convenient bracket for installing the Garmin Montana GPS (not included) onto your unit's handlebar.		
Bluetooth Handlebar Soundbar by Mtx	G2, G2L, G2S, G3L	219400840
 <ul style="list-style-type: none">Bluetooth speaker with the unbeatable convenience of fingertip control.Rugged IP66-rated weather-resistant speaker designed for outdoor use.Driven by 150 watts of quality audio power.Seamless integration and operation from Bluetooth enabled devices.	<ul style="list-style-type: none">Includes input, ground and ignition wires, plus auxiliary port and 3.5" (8.89 cm) connector cable.Not compatible with XT Handlebar Protector Kit.EC compliant. <p><i>Note: We recommend you use 320 Kbps MP3 - 192-256 Kbps AAC or AIFF, WAV formats to match the potential of the speaker. More compressed formats will probably have degraded sound quality.</i></p>	
3.5" (9 cm) LED Lights (2 X 14W) LED Driving Lights	G2, G2L (except X mr models), G3L	715003666
 <ul style="list-style-type: none">14W LED lights producing 1,260 lumens each.Equipped with 6 high power LEDs in a heavy-duty die cast aluminum housing.Features 2 attachment points — if one attachment point fails due to a collision, rotate to the next channel point and re-mount the light.Sold in pairs.	<ul style="list-style-type: none">EC compliant.Spot lens for a narrow and long light beam spread, ideal when driving at higher speeds.G2, G2L: Expedition Front Bumper (715007233) and Light Power Cable (715007275) required for installation.G3L: XT and XU Front Bumpers (715004952 and 715006614) and Power Cable (715005353) required for installation.	
3.5" (9 cm) LED Lights (2 X 14W) LED Flood Lights	G2, G2L (except X mr models), G3L	715003665
 <ul style="list-style-type: none">14W LED lights producing 1,260 lumens each.Equipped with 6 high power LEDs in a heavy-duty die cast aluminum housing.Features 2 attachment points — if one attachment point fails due to a collision, rotate to the next channel point and re-mount the light.Sold in pairs.	<ul style="list-style-type: none">EC compliant.Flood lens for a wide light beam spread, ideal for working applications like plowing or for cornering, dusty or foggy riding conditions.G2, G2L: Expedition Front Bumper (715007233) and Light Power Cable (715007275) required for installation.G3L: XT and XU Front Bumpers (715004952 and 715006614) and Power Cable (715005353) required for installation.	
10" (25 cm) Double Stacked LED Light Bar (60 Watts)	G2, G2L (except X mr models), G3L	715002933
 <ul style="list-style-type: none">Equipped with 12 5W Cree LEDs.5,400 lumens.Rugged and waterproof.Packs a big punch for its size.	<ul style="list-style-type: none">EC compliant.G2, G2L: Expedition Front Bumper (715007233) and Light Power Cable (715007275) required for installation.G3L: XT and XU Front Bumpers (715004952 and 715006614) and Power Cable (715005353) required for installation.	
15" (38 cm) Double Stacked LED Light Bar (90W)	G3L	715002934
 <ul style="list-style-type: none">Equipped with 18 5W Cree LEDs. 8,400 lumens.Complements the Light Racks and most bumpers.Rugged and waterproof.Lights up to more than 1,900 ft (580 m) in front of the vehicle and around 65 ft (20 m) wide on each side.	<ul style="list-style-type: none">EC compliant.G3L: XT and XU Front Bumpers (715004952 and 715006614) and Power Cable (715005353) required for installation.	

Light Power Cable <i>(Not illustrated)</i>	G3L	715005353
	• Required for installation of the 10" (25 cm) and 15" (38 cm) LED Light Bars, as well as the 3.5" (9 cm) LED Lights.	
RAM[†] LED Spotlight	G2, G2L, G2S, G3L	710005423
 <ul style="list-style-type: none">540 lumen LED light (9W) heavy-duty spotlight standard-equipped with 1" (2.5 cm) diameter rubber-coated double ball and socket system.		
Battery Charger/Maintainer		715005061
 <ul style="list-style-type: none">Keeps stored lead-acid batteries charged.Charges and maintains small batteries.Microprocessor controlled multi-stage charging for added precision, safety and battery life.Automatically detects 6- or 12-volt batteries.Reverse hook-up protection helps protect battery and charger from damage.	<ul style="list-style-type: none">Auto-voltage detection.Press the display button to show the charge progress.Content: 3 amp battery charger, clamp adapter, DC adapter, 24" (61 cm) fused ring leads harness with weather cap, owner's manual.Not EC compliant.110V, US plugNot sold in Europe.	
Jump Starter		715005062
 <ul style="list-style-type: none">IPX3 water-resistant and enclosed output ports.4 LED battery indicators for easy read on battery charge level.Compact design, will conveniently fit in your backpack, glove box or any other storage compartment.2.4A + 1A/5V USB ports for fast charging of all USB devices.	<ul style="list-style-type: none">Smart cable provides protection against reverse polarity, short circuit, low voltage, high temperature and reverse charging.Built-in LED light (3 modes).Content: 300CA jump starter, SA858 smart cable clamp, MC-USB to USB charging cable, travel bag, user manual.Not EC compliant.Not sold in Europe.	
Quick Connect Battery Cable		715005408
 <ul style="list-style-type: none">Quickly and easily connect and charge different items with your charger.Included in the Battery Charger/Maintainer (715005061).Sold individually.Not sold in Europe.		
Quick Connect Cable with Battery Indicator		715006055
 <ul style="list-style-type: none">Quickly and easily connect and charge different batteries with your charger.3-color LED indicator provides constant battery health indication.Sold individually.Not sold in Europe.		
C-TEK charger		860200997
 <ul style="list-style-type: none">CTEK, the manufacturer of the smartest battery chargers in the world, has produced a BRP specific charger for all BRP products.Charger is built to meet the demanding arctic conditions.Ask your dealer for more information.		


WINCHES

Can-Am HD Winches


NEW Can-Am HD 2500 Winch	G3L	715006973
--------------------------	-----	-----------

	<ul style="list-style-type: none">Ergonomic clutch handle.Rugged all-steel gears and bushings for more torque and longer life.Automatic 100% load-holding brake.Corded 10 ft. (3m) weather sealed wired remote control (sold separately).Pulling strength capability of 2,500 lb (1,134 kg).	<ul style="list-style-type: none">50 ft. of 3⁄16" (15.2 m of 4.8 mm) wire steel cable.Heavy-duty 4-way roller fairlead.Weather-sealed handlebar-mounted switch.Sealed solenoid for all-weather protection.Plug-and-play wiring.EC & UKCA Compliant.
--	--	--

NEW Can-Am HD 3500 Winch	G3L	715006974
--------------------------	-----	-----------


	<ul style="list-style-type: none">Ergonomic clutch handle.Rugged all-steel gears and bushings for more torque and longer life.Automatic 100% load-holding brake.Corded 10 ft. (3m) weather sealed wired remote control (sold separately).Pulling strength capability of 3,500 lb (1,588 kg).	<ul style="list-style-type: none">50 ft. of 7⁄32" (15.2 m of 5.2 mm) wire steel cable.Heavy-duty 4-way roller fairlead.Weather-sealed handlebar-mounted switch.Sealed solenoid for all-weather protection.Plug-and-play wiring.EC & UKCA Compliant.
--	--	--

NEW Can-Am HD 3500-S Winch	G3L	715008285
----------------------------	-----	-----------


	<ul style="list-style-type: none">Ergonomic clutch handle.Rugged all-steel gears and bushings for more torque and longer life.Automatic 100% load-holding brake.Corded 10 ft. (3m) weather sealed, wired remote control (sold separately).Pulling strength capability of 3,500 lb (1,588 kg).	<ul style="list-style-type: none">50 ft. of 3⁄16" (15.2 m of 4.8 mm) synthetic rope.Heavy-duty hawse fairlead.Weather-sealed handlebar-mounted switch.Sealed solenoid for all-weather protection.Plug-and-play wiring.EC & UKCA Compliant.
---	---	---

Winch Accessories

NEW Can-Am HD Wired Remote Control	Can-Am HD Winches (715008140/715008141/715006973/715009674/715008285)	715008121
------------------------------------	---	-----------

	<ul style="list-style-type: none">This kit allows owners to add a handheld remote to their winch or a stock winch.Works with the handlebar-mounted switch.Wired Remote and Remote Socket included.
--	--


Winch Accessories Kit	715002409
-----------------------	-----------

	<ul style="list-style-type: none">Get the most out of your winch.Double your pulling power, change your pulling direction and keep your winch in proper working order.Includes tree straps, snatch block, shackle and winching gloves.
--	--


HITCHES

Hitches


NEW Front Receiver Hitch	G3L	715004977
--------------------------	-----	-----------

	<ul style="list-style-type: none">Installs easily. No drilling required.This hitch offers a 1,500 lb (680 kg) towing capacity.Allows you to maneuver your trailer easily in tight, confined areas.Hitch bar sold separately.
---	---

NEW Rear Hitch Drawbar Kit	G3L	715006230
----------------------------	-----	-----------


	<ul style="list-style-type: none">Works on 2" (5 cm) standard receiver hitch.Offers a towing capacity of 3.8 kN (R = 750 kg).50 mm Hitch Ball included.Forged steel.For European vehicles only.
---	---

Front and Rear Hitch Drawbar	G2, G2L, G2S, G3L	715008350
------------------------------	-------------------	-----------

	<ul style="list-style-type: none">Standard on 2" (5 cm) receiver hitch.It offers 1,650 lb (750 kg) of towing capacity.Hitch ball not included.Forged steel.
---	--

Hitch Accessories


Rubber Receiver Plug	705204503
----------------------	-----------

	<ul style="list-style-type: none">Rubber cap for 2" (5 cm) hitch receiver.
---	--


PERFORMANCE

Performance


Mud Strap	G2, G2L, G2S, G3L	715003053
-----------	-------------------	-----------

	<ul style="list-style-type: none">Convenient sturdy grab-handle.Lets drivers redistribute their weight for improved traction in demanding conditions.Not compatible with XT Handlebar Protector Kit (703100352).
---	--

NEW Radiator Protector	G3L (except X mr models)	715005333
------------------------	--------------------------	-----------


	<ul style="list-style-type: none">Metal shield mounts over radiator face and protects vehicle from stones and branches.Slides easily out of its holder for easy cleaning.
---	--

Emergency Accessories


Emergency Kit	715006102
<div></div> <div><ul style="list-style-type: none">• Complete emergency kit provides all essential equipment and supplies to get out of most unfavorable situations powersport enthusiasts may find themselves in.• Includes jumper cables, air compressor, tyre-repair kit, first-aid kit, ratchet tie-down, duct tape, 3,300 lb (1,500 kg) tow strap, zip-ties and cloth rags.</div>	

COVERS & ADD-ONS

NEW Trailering Covers	G3L (except MAX models)	715005074
	G3L (MAX models only)	715005075


	<ul style="list-style-type: none">• Weather-resistant trailering cover protects your vehicle during storage and transportation.• Heavy-duty canvas made of UV-resistant solution-dyed polyester.• Inner soft liner protects windshield and colored panels from abrasion.• Quick and easy clip-on installation.• Designed with the vehicle to fit its lines perfectly for less wind resistance and less water accumulation.• Can be installed with or without Can-Am accessories.
--	---

Flag	 715000277 · Yellow
------	--


	<ul style="list-style-type: none">• Make sure everyone knows what you're riding.• Perfect for dunes and new riders.• 8-ft. (2.4 m) length.• Includes flag mount (715000127).
--	---

Flag Mount <i>(Not illustrated)</i>	715000127
--	-----------

Ratchet Tie-Downs	 715008309 • Black/Gray
-------------------	---

	<ul style="list-style-type: none">• 400 lb (181 kg) safe working load.• 1" x 10' (2.5 cm x 3 m) strap with Can-Am, Sea-Doo, and Ski-Doo logos.• Deluxe ratchet with rubber handle.• Coated S hooks.• Pack of 2.
--	---

Heavy-Duty Ratchet Tie-Down	715008308
-----------------------------	-----------

	<ul style="list-style-type: none">• 1,000 lb (454 kg) safe working load.• 1.5" x 6' (38 mm x 1.8 m) strap with BRP brands.• Deluxe ratchet with rubber handle.• Black-coated clip hooks.• 12" (300 mm) webbing included.• Pack of two.
--	---

APACHE TRACK SYSTEMS

APACHE TRACK SYSTEMS FITTING GUIDE

Apache Backcountry


Model Year / Model		Track	Track Mount	Track DPS Module	Engine Pre-filter	CVT Pre-filter
2023	G3L	715005247	715004993	715007338 (without iTC) OR 715006266 (with iTC)	715008314	Not required

Apache 360 and Apache 360 LT


Model Year / Model		Track	Track Mount	Track DPS Module	Engine Pre-filter	CVT Pre-filter
2023	G3L	715006323 (Apache 360) OR 715005103 (Apache 360 LT)	715004992	715007338 (without iTC) OR 715006266 (with iTC)	715008314	Not required

Apache Backcountry


Apache Backcountry Track System	G2 (except 6x6 models), G2L, G2S, G3L	715005247
---------------------------------	---------------------------------------	-----------

	<ul style="list-style-type: none">• Designed to deliver the best flotation level and deep-snow performance on the market.• Contact patch is 23% bigger than the Apache 360 LT.• Impressive added ground clearance of 7" (18 cm), keeps the vehicle out of deep snow.• Aggressive track design with 2" (5 cm) lug height for maximum traction on snow.• Apache Backcountry Mounting Kit and engine and air intake pre-filters are required.• For winter use only.
--	---

Idler Wheel Kit	Apache Backcountry Track System (rear tracks only)	860201230 · 141 mm
-----------------	--	--------------------

	<ul style="list-style-type: none">• Reduces drag and rolling resistance.• Includes 2 wheels, brackets and hardware.• Add up to 2 kits per rear track.• Can extend slider life in hardened snow conditions.
---	---

Rail Ice Scratchers	Apache Backcountry Track System	860201728
---------------------	---------------------------------	-----------

	<ul style="list-style-type: none">• Provide additional lubrication in hard and icy conditions.• Rail mounted, small, light.• Design expands on coil concept to allow reversing without damage.• Easily stored when not in use.
---	---

Apache 360 & 360 LT

Apache 360 Track System	G2 (except 6x6 models), G2L, G2S, G3L	715006323
-------------------------	---------------------------------------	-----------



- Multifunctional tracks perfect for any Can-Am ATV.
- Average ground clearance of 16" (41 cm).
- 1" (2.5 cm) lugs in the front and 1.25" (3.2 cm) in the back.
- Apache 360 & 360 LT Mounting Kit and engine and air intake pre-filters are required.
- EC compliant.

Apache 360 LT Track System	G2 (except 6x6 models), G2L, G2S, G3L	715005103
----------------------------	---------------------------------------	-----------



- Multifunctional tracks designed to support heavy loads and to fit on most Can-Am Off-Road vehicles.
- Front wheel height adjustment provides enhanced attack angle and better performance over rough terrain when raised or increased contact patch for improved flotation when lowered.
- Average ground clearance increase of 4.5" (11.4 cm).
- 1" (2.5 cm) lugs in the front and 1.25" (3.2 cm) in the back.
- Reliable heavy-duty build.
- EC compliant.
- Contact patch is 7 to 9% bigger than the Apache 360's.
- Apache 360 and 360 LT Mounting Kit, Track DPS Module and Engine and air intake pre-filters are required.

Apache Accessories

Apache Backcountry Mounting Kit <i>(Not illustrated)</i>	G2 2018 & prior, G2S 2018 & prior, G2L G3L	715004830 715004993 · NEW
---	---	------------------------------

- Required to install Apache Backcountry Track System.
- DPS module and pre-filter not included.
- G3L: Improved installation time and switch seasons faster than ever.

Apache 360 & 360 LT Mounting Kit <i>(Not illustrated)</i>	G2 2018 & prior (except 6x6 models), G2S 2018 & prior, G2L	715007207
	G2 2019 & up (except 6x6 models), G2S 2019 & up	715007206
	G2 2018 & prior, G2L (6x6 models)	715004991
	G2 2019 & up (6x6 models)	715005105
	G3L	715004992 · NEW

- Required to install Apache 360 and 360 LT Track Systems.
- DPS module and pre-filter not included.
- G3L: Improved installation time and switch seasons faster than ever.

Track DPS Module <i>(Not illustrated)</i>	G2, G2L, G2S, G3L (without ITC) G3L (with ITC)	715007338 715006266
--	---	------------------------

- An innovative DPS module that ensures speedometer accuracy and optimized steering assist, which make for perfect track control and riding ease.
- Required to install the Apache and Backcountry Track Systems.

PROMOUNT PLOWS

PROMOUNT PLOW KITS

Steel – Reference Chart

	54" Black Steel	54" Yellow Steel	60" Black Steel	60" Yellow Steel	66" Black Steel	66" Yellow Steel	72" Black Steel	72" Yellow Steel
Plow Kit	715006202	715006206	715006203	715006207	715006205	715006208	—	—
Blade	715004472	715005316	715004202	715005317	715006337	715006338	715004474	715006021
Push Frame	715004980	715004980	715004980	715004980	715004980	715004980	715004980	715004980
Mounting Kit	715004979	715004979	715004979	715004979	715004979	715004979	715004979	715004979

Flex2 – Reference Chart

	60" Flex2	66" Flex2	72" Flex2
Plow Kit	715006204	715008206	—
Blade	715004203	715006265	715004485
Push Frame	715004980	715004980	715004980
Mounting Plate	715004979	715004979	715004979

Steel Plows

NEW Can-Am ProMount 54" (137 cm) Steel Plow Kit	G3L	715006202 · Black 715006206 · Yellow
---	-----	---



- This kit includes:
- Can-Am ProMount Steel Blade
 - Push Frame with Quick-Attach System
 - Mounting Kit
 - Plow Roller Fairlead

NEW Can-Am ProMount 60" (152 cm) Steel Plow Kit	G3L	715006203 · Black 715006207 · Yellow
---	-----	---




- This kit includes:
- Can-Am ProMount Steel Blade
 - Push Frame with Quick-Attach System
 - Mounting Kit
 - Plow Roller Fairlead

NEW Can-Am ProMount 66" (168 cm) Steel Plow Kit	G3L	715006205 · Black 715006208 · Yellow
---	-----	---




- This kit includes:
- Can-Am ProMount Steel Blade
 - Push Frame with Quick-Attach System
 - Mounting Kit
 - Plow Roller Fairlead


Can-Am ProMount Steel Blades 54" (137 cm) Blade	Fits ProMount Push Frame	<div> <div></div> <div>715004472 · Black</div> <div>715005316 · Yellow</div> </div>
--	--------------------------	---

	<ul style="list-style-type: none"> • Blades available individually to create your own kit. • Compatible with Can-Am ProMount Blade accessories to further enhance plow versatility (some plow accessories are not compatible with 54" (137 cm) plows). • Not compatible with ProMount Drift Cutters, Blade Extensions and Edge Markers. • Clears 50" (127 cm) when plow is fully angled. • Blade height of 14.75" (37 cm).
---	---


Can-Am ProMount Steel Blades 60" (152 cm) Blade	Fits ProMount Push Frame	<div> <div></div> <div>715004202 · Black</div> <div>715005317 · Yellow</div> </div>
--	--------------------------	---

	<ul style="list-style-type: none"> • Blades available individually to create your own kit. • Compatible with Can-Am ProMount Blade accessories to further enhance plow versatility. • Clears 54" (137 cm) when plow is fully angled. • Blade height of 17" (43 cm).
---	---

Can-Am ProMount Steel Blades 66" (168 cm) Blade	Fits ProMount Push Frame	<div> <div></div> <div>715006337 · Black</div> <div>715006338 · Yellow</div> </div>
--	--------------------------	---

	<ul style="list-style-type: none"> • Blades available individually to create your own kit. • Compatible with Can-Am ProMount Blade accessories to further enhance plow versatility. • Clears 60" (152 cm) when plow is fully angled. • Blade height of 17" (43 cm).
---	---

Can-Am ProMount Steel Blades 72" (183 cm) Blade	Fits ProMount Push Frame	<div> <div></div> <div>715004474 · Black</div> <div>715006021 · Yellow</div> </div>
--	--------------------------	---


	<ul style="list-style-type: none"> • Blades available individually to create your own kit. • Compatible with Can-Am ProMount Blade accessories to further enhance plow versatility. • Clears 66" (168 cm) when plow is fully angled. • Blade height of 17" (43 cm).
--	---

Can-Am ProMount Flex2 Plow Kit

NEW Can-Am ProMount 60" (152 cm) Flex2 Plow Kit	G3L	<div> <div></div> <div>715006204 · Black</div> </div>
--	-----	---


	This kit includes: <ul style="list-style-type: none"> - Can-Am ProMount Flex2 Blade - Push Frame with Quick-Attach System - Mounting Kit - Plow Roller Fairlead
---	---

NEW Can-Am ProMount 66" (168 cm) Flex2 Plow Kit	G3L	<div> <div></div> <div>715008206 · Black</div> </div>
--	-----	---


	This kit includes: <ul style="list-style-type: none"> - Can-Am ProMount Flex2 Blade - Push Frame with Quick-Attach System - Mounting Kit - Plow Roller Fairlead
---	---

Can-Am ProMount Flex2 Plows


Can-Am ProMount Flex2 Blades – 60" (152 cm) Blade	Fits ProMount Push Frame	715004203
--	--------------------------	-----------

	<ul style="list-style-type: none"> • Plow blade made of UHMWPE, flexible and impact absorbing material prevents damaging your plow when accidental impacts occur. • Replaceable wear blade. • Large pin designed for easy blade rotation to eliminate snow buildup at pivot point. 	<ul style="list-style-type: none"> • Blade design provides best snow roll-off at any angle. • Compatible with Can-Am ProMount Blade accessories to further enhance plow versatility. • Clears 54" (137 cm) when plow is fully angled.
---	---	--

Can-Am ProMount Flex2 66" (168 cm) Blade	Fits ProMount Push Frame	715006265
--	--------------------------	-----------


	<ul style="list-style-type: none"> • Plow blade made of UHMWPE, flexible and impact absorbing material prevents damaging your plow when accidental impact occurs. • Replaceable wear blade. • Large pin designed for easy blade rotation to eliminate snow buildup at pivot point. 	<ul style="list-style-type: none"> • Blade design provides best snow roll-off at any angle. • Clears 60" (152 cm) when plow is fully angled. • Blade height of 17" (43 cm). • Compatible with Can-Am ProMount Blade accessories to further enhance plow versatility.
---	---	--

Can-Am ProMount Flex2 Blades – 72" (183 cm) Blade	Fits ProMount Push Frame	715004485
--	--------------------------	-----------


	<ul style="list-style-type: none"> • Plow blade made of UHMWPE, flexible and impact absorbing material prevents damaging your plow when accidental impacts occur. • Replaceable wear blade. • Large pin designed for easy blade rotation to eliminate snow buildup at pivot point. 	<ul style="list-style-type: none"> • Blade design provides best snow roll-off at any angle. • Compatible with Can-Am ProMount Blade accessories to further enhance plow versatility. • Clears 66" (168 cm) when plow is fully angled.
---	---	--

Angle Plows


Can-Am ProMount Angle Blades 60" (152 cm) Steel Oneway State Blade	G2, G2L, G2S, G3L	715007261
---	-------------------	-----------

	<ul style="list-style-type: none"> • Make the job easier with the right tools, clear long alleys and make the task easier by sending the snow further out of the way. • Wing end of plow measures 25" (63 cm) high and tapers down to 17" (43 cm). • One-way "winged" state plow designed to throw snow higher. • Rubber flap (715007299) designed to keep snow away from the driver is offered as accessory (sold separately). • Can-Am branded.
---	--

Can-Am ProMount Angle Blades 66" (168 cm) Steel Oneway State Blade	G2, G2L, G2S, G3L	715007263
---	-------------------	-----------








	<ul style="list-style-type: none"> • Make the job easier with the right tools, clear long alleys and make the task easier by sending the snow further out of the way. • Wing end of plow measures 25" (63 cm) high and tapers down to 17" (43 cm). • One-way "winged" state plow designed to throw snow higher. • Rubber flap (715007299) designed to keep snow away from the driver is offered as accessory (sold separately). • Can-Am branded.
---	--





Can-Am ProMount Angle Blades 72" (183 cm) Steel Oneway State Blade	G2, G2L, G2S, G3L	715007264
---	-------------------	-----------

	<ul style="list-style-type: none"> • Make the job easier with the right tools, clear long alleys and make the task easier by sending the snow further out of the way. • Wing end of plow measures 25" (63 cm) high and tapers down to 17" (43 cm). • One-way "winged" state plow designed to throw snow higher. • Rubber flap (715007299) designed to keep snow away from the driver is offered as accessory (sold separately). • Can-Am branded.
---	--

ProMount One-Way State Blade Rubber Flap <i>(Not illustrated)</i>	715007299
<ul style="list-style-type: none"> • Allows for more efficient snow projections in various snow conditions. 	

Can-Am ProMount Plow Accessories

NEW Can-Am ProMount Push Frame with Quick-Attach System	G2, G2L, G2S, G3L	715004980
	<ul style="list-style-type: none">Heavy-duty steel tubes designed to withstand the roughest use.Mount location provides the ultimate push strength and traction.Designed for maximum plow lift height.Features a self-aligning quick-attach system, an easy foot-release pedal and an ergonomic handle for plow angle adjustment.	<ul style="list-style-type: none">Allows blade to swivel left or right in five positions.Compatible with all Can-Am ProMount blades.Plow Roller Fairlead and Plow Limit Switch recommended to extend winch cable lifespan.Can-Am ProMount Mounting Kit required for installation.
Can-Am ProMount Push Frame Extension	G2, G2L, G2S, G3L	715006257
	<ul style="list-style-type: none">12" (30 cm) push frame extension.Required when plow is installed with Apache Track System.	
NEW Can-Am ProMount Mounting Kit	G3L	715004979
	<ul style="list-style-type: none">Required to install the Can-Am ProMount Push Frame with Quick-Attach System.20 mm mounting rods are designed to stay in place all year round without compromising on ground clearance.No drilling required.Quick installation directly to the chassis.	
Can-Am ProMount Edge Markers	G2, G2L, G2S, G3L	715004206
	<ul style="list-style-type: none">Help locate the edges of your plow.Height: 24" (60 cm).Sold in pairs.Compatible with Can-Am ProMount Steel and Flex2 Blades with or without Blade Extensions (except for the Can-Am ProMount Steel 54" (137 cm) Blades).	
Can-Am ProMount Drift Cutters	G2, G2L, G2S, G3L	715004207
	<ul style="list-style-type: none">Help keep snow in the plow.Dimensions: 17" x 13" (43.2 cm x 33 cm).Sold in pairs.Compatible with Can-Am ProMount Steel and Flex2 Blades with or without Blade Extensions (except for the Can-Am ProMount Steel 54" (137 cm) Blades).	
Can-Am ProMount Curved Wear Blade	G2, G2L G2S, G3L	715007791 · 60" (152 cm) 715007792 · 66" (168 cm) 715007793 · 72" (183 cm)
	<ul style="list-style-type: none">Wear blade designed with a folded back bottom lip.The increased surface allows for less digging while plowing uneven surfaces.Ideal for snow covered gravel, grass, paver stone and other soft surfaces.	
Can-Am ProMount Plow Blade Extensions	G2, G2L, G2S, G3L	■ 715004205 · Black ■ 715005319 · Yellow
	<ul style="list-style-type: none">Add 3" (8 cm) each side.Compatible with Can-Am ProMount Blades (except for Can-Am ProMount Steel 54" (137 cm) Blade).Longer Wear Blade can be installed to further extend the extra length already provided by the extensions.Compatible with Can-Am ProMount Steel and Flex2 Blades (except for the Can-Am ProMount Steel 54" (137 cm) Blades).	

Back Drag Blade	ProMount Plows (60" and more)	715007794
	<ul style="list-style-type: none">¼" thick steel swivel scraper.Lifts up when the vehicle is moving forward so as not to affect the scraping.Increased capacity to pull snow.More aggressive scraping in reverse mode.	<ul style="list-style-type: none">Lifts the blade off the ground so that it scrapes evenly.Adjustable in length for compatibility with 60", 66" and 72" blades.Compatible with ProMount blades (Flex and Steel).
Plow Roller Fairlead	G2, G2L, G2S, G3L	705009222
	<ul style="list-style-type: none">Larger diameter lower roller reduces wear on wire rope for plow application.Can be used with all ProMount plows.Included in plow mounting plate kit (715007751).	
Pulley Kit for Alpine Super-Duty Plow	G2, G2L, G3L	715000279
	<ul style="list-style-type: none">Pulley kit to be used in conjunction with the winch when using a snow plow.Recommended to increase winch efficiency.To be used with the XT Front Bumper.	
Plow Limit Switch <i>(Not illustrated)</i>	G3L	715006319
	<ul style="list-style-type: none">To control the cable tension when raising your plow system.Prevents winch, plow push frame and vehicle damage.	
Can-Am ProMount Plow Angling System	G2, G2L, G2S, G3L	715007801
	<ul style="list-style-type: none">Converts your plow system into an easy-to-control unit from the driver's seat.Using one hand to control all plow motions will allow you to easily concentrate and manage your plowing tasks.Compatible with ProMount Blade.	<ul style="list-style-type: none">G2, G2L, G2S: Push Frame (715007752) is required.G3L: Push Frame (715004980) is required.Push Frame Extension (715006257) is required for installation with the Front Rancher Bumper.Winch and plow sold separately.

TYRES

NEW XPS Swamp King Tyre	G3L	705403028 · Front 705503324 · Rear
	<ul style="list-style-type: none">Ultimate performance in mud without sacrificing good trail handlingSpeed rating: 110 km/hPly Rating: 6Tread depth: 38 mmFront: 28x8-14Rear: 28x10-14	



PARTS

TRUST GENUINE CAN-AM PARTS

To keep your vehicle performing at its best.

TWO-YEAR WARRANTY*

Precisely engineered.
Rigorously tested.
Factory approved.



*Covers parts and labor when fitted at an authorized dealer.



CAN-AM ATVs



To make sure your ATV performs as you expect,
keep an eye on these components:**

Oil Filter	420256188
Oil Filter Cover O-Ring	420230922
Drain Plug Sealing Ring	420552280
Engine Air Filter	707800846
Spark Plug	715900785
Belt for 700/HD7	420280225
Belt for 500/HD5	420280226
Left Brake Pad	705602070
Right Brake Pad	705602071
Front CV Outter Boot Kit G3L	715500456
Front CV Inner Boot Kit G3L	715500457

Rear CV Outer Boot Kit G3L	715500464
Rear CV Inner Boot Kit G3L	715500465
Wheel Bearing	293350150
Suspension Bushing	706004511
Ball Joints Lower	706202045
Ball Joints Upper	706202044
Battery	296000444
pDrive Ramp Roller Maintenance Set	420629231
pDrive Torque Roller Maintenance Set	420629225

**Refer to periodic maintenance chart for proper intervals.

EXPLORE AN ENTIRE WORLD OF ADVENTURE WITH ALL OF OUR BRP PRODUCTS. [BRP.COM](https://brp.com)



ski-doo LYNX SEA-DOO CAN-AM ROTAX ALUMACRAFT Manitou QUINTREX



CAN-AMOFFROAD.COM

